

**UNITED STATES BANKRUPTCY COURT
 DISTRICT OF DELAWARE**

**In re Cynergy Data, LLC, et al.
 Debtors**

**Case No. 09-13038
 Reporting Period: 9/1/2009 - 9/30/2009**

MONTHLY OPERATING REPORT

File with Court and submit copy to United States Trustee within 20 days after end of month.

Submit copy of report to any official committee appointed in the case.

REQUIRED DOCUMENTS	Form No.	Document Attached	Explanation Attached	Affidavit/Supplement Attached
Schedule of Cash Receipts and Disbursements	MOR-1	X		
Bank Reconciliation (or copies of debtor's bank reconciliations)	MOR-1a		X	
Schedule of Professional Fees Paid	MOR-1b	X		
Copies of bank statements				
Cash disbursements journals				
Statement of Operations	MOR-2	X		
Balance Sheet	MOR-3	X		
Status of Postpetition Taxes	MOR-4		X	
Copies of IRS Form 6123 or payment receipt				
Copies of tax returns filed during reporting period				
Summary of Unpaid Postpetition Debts	MOR-4	X		
Listing of aged accounts payable	MOR-4	X		
Accounts Receivable Reconciliation and Aging	MOR-5	X		
Debtor Questionnaire	MOR-5	X		

I declare under penalty of perjury (28 U.S.C. Section 1746) that this report and the attached documents are true and correct to the best of my knowledge and belief.

 Signature of Debtor

 Date

 Signature of Joint Debtor

 Date

Lorraine B. Ossolipski
 Signature of Authorized Individual*

October 20, 2009
 Date

Lorraine B. Ossolipski
 Printed Name of Authorized Individual

Antoni CFO
 Title of Authorized Individual

*Authorized individual must be an officer, director or shareholder if debtor is a corporation; a partner if debtor is a partnership; a manager or member if debtor is a limited liability company.

The accompanying balance sheet of Cynergy Data, LLC as of September 30, 2009, and the related statements of income were not audited and accordingly, may not accurately represent the true financial position of the Company. The financial statements presented are also preliminary and changes may be material. Due to the internal control weaknesses, there is more than a remote likelihood that a material misstatement to the Company's financial statements might not be detected and prevented by the Company's internal controls over financial reporting.

In re Cynergy Data, LLC, et al.
 Debtors

Case No. 09-13038
 Reporting Period: 9/1/2009 - 9/30/2009

SCHEDULE OF CASH RECEIPTS AND DISBURSEMENTS (Attached Next Page)

Amounts reported should be per the debtor's books, not the bank statement. The beginning cash should be the ending cash from the prior month or, if this is the first report, the amount should be the balance on the date the petition was filed. The amounts reported in the "CURRENT MONTH - ACTUAL" column must equal the sum of the four bank account columns. The amounts reported in the "PROJECTED" columns should be taken from the SMALL BUSINESS INITIAL REPORT (FORM IR-1). Attach copies of the bank statements and the cash disbursements journal. The total disbursements listed in the disbursements journal must equal the total disbursements reported on this page. A bank reconciliation must be attached for each account. [See MOR-1 (CONT)]

	BANK ACCOUNTS				CURRENT MONTH		CUMULATIVE FILING TO DATE	
	OPER	PAYROLL	TAX	OTHER	ACTUAL	PROJECTED	ACTUAL	PROJECTED
CASH BEGINNING OF MONTH								
RECEIPTS								
CASH SALES								
ACCOUNTS RECEIVABLE								
LOANS AND ADVANCES								
SALE OF ASSETS								
OTHER (ATTACH LIST)								
TRANSFERS (FROM DIP ACCTS)								
TOTAL RECEIPTS								
DISBURSEMENTS								
NET PAYROLL								
PAYROLL TAXES								
SALES, USE, & OTHER TAXES								
INVENTORY PURCHASES								
SECURED/ RENTAL/ LEASES								
INSURANCE								
ADMINISTRATIVE								
SELLING								
OTHER (ATTACH LIST)								
OWNER DRAW *								
TRANSFERS (TO DIP ACCTS)								
PROFESSIONAL FEES								
U.S. TRUSTEE QUARTERLY FEES								
COURT COSTS								
TOTAL DISBURSEMENTS								
NET CASH FLOW								
(RECEIPTS LESS DISBURSEMENTS)								
CASH - END OF MONTH								

* COMPENSATION TO SOLE PROPRIETORS FOR SERVICES RENDERED TO BANKRUPTCY ESTATE

THE FOLLOWING SECTION MUST BE COMPLETED

DISBURSEMENTS FOR CALCULATING U.S. TRUSTEE QUARTERLY FEES: (FROM CURRENT MONTH ACTUAL COLUMN)	
TOTAL DISBURSEMENTS	\$ 8,384,343
LESS: TRANSFERS TO DEBTOR IN POSSESSION ACCOUNTS	\$ -
PLUS: ESTATE DISBURSEMENTS MADE BY OUTSIDE SOURCES (i.e. from escrow accounts)	\$ -
TOTAL DISBURSEMENTS FOR CALCULATING U.S. TRUSTEE QUARTERLY FEES	\$ 8,384,343

In re Cynergy Data, LLC, et al.

Debtors

SCHEDULE OF CASH RECEIPTS AND DISBURSEMENTS

Case No. 09-13038

Reporting Period: 9/1/2009 - 9/30/2009

	<u>9/30/09</u>
Beginning Cash*	93,698
Receipts	
Monthly Discount Revenue	12,023,354
Abanco Revenue	533,468
Total Receipts	<u>12,556,822</u>
Operating Expenses*	
Processing Fees	6,126
Commissions	6,345,272
Payroll ⁽¹⁾	346,261
Operating Expenses	307,405
Professional Fees	-
Operating Expenses Total	<u>7,005,064</u>
Non Operating Cash Items*	
Debit Networks	(541,006)
Interest ⁽²⁾	69,377
Working Capital ⁽³⁾	1,850,908
Total Non Operating Cash Items	<u>1,379,279</u>
Cash Gain/(Loss)	<u>4,172,480</u>
Cash Balance Before Revolver	<u>4,266,178</u>
Revolver Draw	10,000,000
Debt Paydown	(12,546,884)
Available Cash	<u><u>1,719,294</u></u>

* No receipts or disbursements reported for Cynergy Data Holdings or Cynergy Prosperity Plus.

1) Includes only one two week pay period as funds were sent to the payroll company during the pre-petition period to cover payroll on 9/4/09.

2) Interest to Comerica and Wells Fargo for DIP Loan.

3) Net of chargebacks, rejects, and daily revenue.

In re Cynergy Data, LLC, et al.
 Debtors

Case No. 09-13038
 Reporting Period: 9/1/2009 - 9/30/2009

BANK RECONCILIATIONS*

Continuation Sheet for MOR-1

A bank reconciliation must be included for each bank account. The debtor's bank reconciliation may be substituted for this page.

	Operating		Payroll		Tax		Other	
	#		#		#		#	
BALANCE PER BOOKS								
BANK BALANCE								
(+) DEPOSITS IN TRANSIT (ATTACH LIST)								
(-) OUTSTANDING CHECKS (ATTACH LIST)								
OTHER (ATTACH EXPLANATION)								
ADJUSTED BANK BALANCE *								
* Adjusted bank balance must equal balance per books								
DEPOSITS IN TRANSIT	Date	Amount	Date	Amount	Date	Amount	Date	Amount
CHECKS OUTSTANDING	Ck. #	Amount	Ch. #	Amount	Ck. #	Amount	Ck. #	Amount
OTHER								

* The Debtors certify that its books and records are reconciled to its bank accounts.

**In re Cynergy Data, LLC, et al.
Debtors**

**Case No. 09-13038
Reporting Period: 9/1/2009 - 9/30/2009**

SCHEDULE OF PROFESSIONAL FEES AND EXPENSES PAID

This schedule is to include all retained professional payments from case inception to current month.

Payee	Period Covered	Amount Approved	Payor	Check		Amount Paid		Year-To-Date	
				Number	Date	Fees	Expenses	Fees	Expenses
NONE									

80111

CYNERGY DATA LLC
45 W 36TH ST FL 6
NEW YORK NY 10018-7635

**Commercial Checking
statement**

September 1, 2009 to September 30, 2009
Account number 1852252996

Account summary

Beginning balance on September 1, 2009	\$1.52
Plus deposits	
Transfers from other accounts	\$380,000.00
Less withdrawals	
Checks	-\$239,677.64
Electronic (EFT) withdrawals	-\$204.18
Fees and service charges	-\$1,380.61
Ending balance on September 30, 2009	\$138,739.09

To contact us

Call
(313) 564-5717
Hearing impaired (TDD 800 822-6546)

Visit our web site
www.comerica.com

Write to us
COMERICA BANK
PO BOX 75000
DETROIT, MI 48275-8111

Important information

Capturing deposits has never been more convenient. With Comerica Business Deposit Capture (SM) you can scan and send checks directly from your office to your Comerica business checking account anytime you want. It saves you time and cost from trips to the bank, and gives you extended hours for making deposits. Please contact your Treasury Management Sales Officer today for more details.

The FDIC Charge for September is \$.20/\$1,000.

Thank you

Thank you for being a Comerica customer. We value the trust and confidence that you continue to place in us.

Commercial Checking statement
September 1, 2009 to September 30, 2009

Commercial Checking account details: 1852252996

Transfers from other accounts this statement period

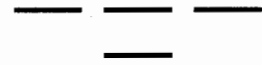
Date	Amount (\$)	Activity	Bank reference number
Sep 02	150,000.00	Axs Funds Transfer From Account 1852184116	0A74501341
Sep 10	55,000.00	Axs Funds Transfer From Account 1852184116	0A75301562
Sep 21	50,000.00	Axs Funds Transfer From Account 1852184116	0A76401123
Sep 24	25,000.00	Axs Funds Transfer From Account 1852184116	0A76701273
Sep 28	100,000.00	Axs Funds Transfer From Account 1852184116	0A77101316
Total Transferred from Other Accounts: \$380,000.00			
Total number of Transfers from Other Accounts: 5			

Checks paid this statement period

- * This symbol indicates a break in check number sequence
- # This symbol indicates an original item not enclosed
- @ This symbol indicates a break in check number sequence and an original item not enclosed

Check number	Amount (\$)	Date paid	Bank reference number	Check number	Amount (\$)	Date paid	Bank reference number
# 8375	-58.65	Sep 28	0971951208	@ 10198	-84.76	Sep 15	0976646958
@ 8926	-52.32	Sep 28	0971951209	# 10199	-41.34	Sep 10	0975535230
@ 9303	-32.81	Sep 28	0971951210	@ 10201	-109.12	Sep 02	0973502423
@ 9517	-30.00	Sep 08	0974509315	@ 10203	-36.65	Sep 24	0971392901
@ 9747	-294.59	Sep 25	0971627340	@ 10206	-7.48	Sep 11	0975574713
@ 9868	-73.00	Sep 03	0973855214	# 10207	-40.35	Sep 04	0974219226
# 9869	-75.00	Sep 02	0973505687	@ 10209	-6.09	Sep 02	0973572426
@ 9889	-25.76	Sep 24	0971403818	# 10210	-7.20	Sep 03	0973824489
@ 9997	-27.96	Sep 24	0971392900	# 10211	-5.00	Sep 14	0975998660
@ 10003	-5.95	Sep 02	0973572427	# 10212	-113.19	Sep 03	0973839013
@ 10026	-7.00	Sep 14	0976104784	# 10213	-25.75	Sep 30	0972821099
@ 10035	-132.60	Sep 15	0976552859	# 10214	-51.96	Sep 09	0975138607
@ 10073	-35.00	Sep 21	0970369320	@ 10220	-127.96	Sep 09	0975211369
@ 10075	-2,321.62	Sep 23	0971257259	@ 10222	-164.61	Sep 10	0975424849
@ 10106	-99.00	Sep 03	0973967385	# 10223	-90.73	Sep 04	0974316495
@ 10111	-277.42	Sep 25	0971627341	# 10224	-26.63	Sep 30	0972666800
@ 10134	-350.00	Sep 30	0972692420	@ 10227	-56.17	Sep 09	0974942896
@ 10146	-1,300.33	Sep 23	0971096927	# 10228	-50.97	Sep 11	0975619636
@ 10154	-134.97	Sep 03	0973773560	# 10229	-4.39	Sep 04	0974234437
@ 10156	-4,618.04	Sep 02	0973580239	# 10230	-7.00	Sep 14	0976104783
# 10157	-1,481.93	Sep 17	0977006027	@ 10232	-35.00	Sep 18	0970158712
@ 10160	-6,885.94	Sep 02	0973508763	# 10233	-30.00	Sep 08	0974519259
# 10161	-1,568.88	Sep 18	0970225484	@ 10239	-43.99	Sep 02	0973722383
@ 10163	-13,756.32	Sep 10	0975326024	@ 10241	-500.00	Sep 02	0973573639
# 10164	-494.10	Sep 17	0977256062	# 10242	-279.41	Sep 02	0973534662
# 10165	-60,000.00	Sep 02	0973571612	@ 10244	-605.50	Sep 04	0974291848
@ 10168	-195.00	Sep 10	0975485108	# 10245	-2,706.48	Sep 03	0973986210
@ 10170	-145.00	Sep 14	0975912017	@ 20000	-2,843.03	Sep 09	0975006308
@ 10172	-60.00	Sep 02	0973483162	# 20001	-20.85	Sep 22	0970813307
@ 10174	-99.00	Sep 24	0971363307	# 20002	-106.01	Sep 21	0970633249
# 10175	-75.00	Sep 08	0974794312	@ 20004	-162.66	Sep 17	0976994278
# 10176	-75.00	Sep 08	0974439268	# 20005	-552.93	Sep 14	0976174645
# 10177	-59.99	Sep 04	0974143685	# 20006	-2,039.36	Sep 24	0971568451
# 10178	-175.00	Sep 08	0974482579	@ 20008	-920.76	Sep 17	0976992298
@ 10180	-457.89	Sep 02	0973574152	# 20009	-132.41	Sep 16	0976918776
# 10181	-14.50	Sep 03	0973798768	# 20010	-2,629.60	Sep 17	0977213222
# 10182	-171.52	Sep 08	0974847727	# 20011	-1,201.00	Sep 17	0977213219
# 10183	-388.51	Sep 22	0970861356	# 20012	-2,696.48	Sep 17	0977213221
@ 10185	-148.72	Sep 15	0976492847	# 20013	-1,717.77	Sep 24	0971568452
@ 10195	-84.00	Sep 08	0974847728	@ 20015	-225.00	Sep 15	0976381836

Commercial Checking statement
September 1, 2009 to September 30, 2009



Commercial Checking: 1852252996

Checks paid this statement period (continued)

- * This symbol indicates a break in check number sequence
- # This symbol indicates an original item not enclosed
- @ This symbol indicates a break in check number sequence and an original item not enclosed

Check number	Amount (\$)	Date paid	Bank reference number	Check number	Amount (\$)	Date paid	Bank reference number
# 20016	-7.50	Sep 17	0977161070	# 20080	-6,879.59	Sep 21	0970443035
# 20017	-20.00	Sep 15	0976684737	# 20081	-624.11	Sep 16	0976885993
# 20018	-7.50	Sep 16	0976736408	# 20082	-68.60	Sep 21	0970443047
# 20019	-31.96	Sep 16	0976774208	# 20083	-121.54	Sep 15	0976655144
# 20020	-341.65	Sep 21	0970606722	# 20084	-7.26	Sep 15	0976655145
# 20021	-25.00	Sep 16	0976931416	# 20085	-366.93	Sep 18	0970207082
@ 20024	-62.85	Sep 21	0970408529	# 20086	-2,150.72	Sep 23	0971264471
# 20025	-80.00	Sep 23	0971247885	# 20087	-347.24	Sep 15	0976424289
@ 20028	-16.00	Sep 16	0976887230	# 20088	-203.27	Sep 17	0977211296
# 20029	-154.00	Sep 16	0976875405	# 20089	-2,743.52	Sep 17	0977078968
# 20030	-495.00	Sep 15	0976381835	# 20090	-2,715.04	Sep 16	0976783369
# 20031	-599.00	Sep 18	0950021363	@ 20092	-307.42	Sep 15	0976575732
# 20032	-350.00	Sep 22	0970845163	# 20093	-2,250.00	Sep 21	0970469197
# 20033	-32.00	Sep 23	0971115546	# 20094	-1,553.86	Sep 17	0977151327
# 20034	-45.00	Sep 24	0971505572	# 20095	-2,970.00	Sep 30	0972859536
# 20035	-60.00	Sep 14	0976262664	@ 20099	-85.00	Sep 22	0971026890
# 20036	-42.00	Sep 23	0971288940	# 20100	-35.12	Sep 30	0972722374
# 20037	-200.00	Sep 15	0976589529	# 20101	-30.00	Sep 24	0971376380
# 20038	-81.00	Sep 23	0971112179	# 20102	-350.00	Sep 28	0972219164
# 20039	-60.00	Sep 16	0976923509	# 20103	-415.00	Sep 22	0971071060
# 20040	-20.00	Sep 16	0976939803	@ 20105	-65.00	Sep 24	0971347587
@ 20042	-15.00	Sep 17	0977243769	# 20106	-1,500.00	Sep 22	0970764099
# 20043	-55.00	Sep 15	0976425242	# 20107	-2,804.62	Sep 21	0970751524
# 20044	-28.72	Sep 21	0970318991	# 20108	-506.27	Sep 23	0971236567
# 20045	-110.00	Sep 28	0971956078	@ 20110	-458.76	Sep 24	0971344861
# 20046	-25.00	Sep 25	0971628370	# 20111	-35.00	Sep 24	0971476244
# 20047	-90.00	Sep 23	0971113310	@ 20114	-673.94	Sep 24	0971391691
# 20048	-33.67	Sep 15	0976449892	# 20115	-835.35	Sep 23	0971321505
# 20049	-11.99	Sep 16	0976732570	# 20116	-207.77	Sep 24	0971533755
@ 20051	-249.00	Sep 14	0975932946	@ 20118	-417.11	Sep 29	0972373078
# 20052	-30.00	Sep 18	0970021609	# 20119	-247.74	Sep 24	0971568453
# 20053	-9.95	Sep 28	0972250784	# 20120	-646.41	Sep 25	0971604282
# 20054	-8.00	Sep 21	0970401987	# 20121	-1,454.87	Sep 23	0971227566
# 20055	-25.00	Sep 17	0977164242	# 20122	-2,756.04	Sep 25	0971648868
# 20056	-25.00	Sep 22	0970776207	@ 20124	-2,000.00	Sep 24	0971361367
@ 20058	-167.50	Sep 21	0970297343	# 20125	-12,003.85	Sep 24	0971372569
# 20059	-458.54	Sep 16	0976737252	# 20126	-986.13	Sep 22	0970781721
# 20060	-1,453.98	Sep 14	0976180564	@ 20129	-1,976.74	Sep 29	0972347735
# 20061	-241.54	Sep 21	0970684991	# 20130	-175.36	Sep 29	0972581488
# 20062	-250.00	Sep 18	0970213471	# 20131	-2,266.41	Sep 24	0971565684
# 20063	-100.00	Sep 16	0976866287	@ 20135	-179.25	Sep 30	0972673499
@ 20065	-20.00	Sep 16	0976738091	@ 20138	-29.15	Sep 25	0971807969
# 20066	-112.50	Sep 16	0976778284	@ 20140	-19.90	Sep 25	0971721298
@ 20069	-15.00	Sep 28	0972252226	# 20141	-380.45	Sep 30	0972689683
# 20070	-15.00	Sep 15	0976623901	@ 20143	-129.52	Sep 25	0971629601
# 20071	-354.00	Sep 16	0976737120	# 20144	-216.10	Sep 29	0972419178
@ 20073	-50.00	Sep 21	0970288506	# 20145	-79.67	Sep 29	0972581487
# 20074	-40.00	Sep 28	0972255315	# 20146	-76.85	Sep 24	0971473538
@ 20076	-14.97	Sep 16	0976862762	# 20147	-20.00	Sep 29	0972346849
# 20077	-103.96	Sep 18	0970162681	# 20148	-82.26	Sep 28	0972262269
# 20078	-3,483.86	Sep 18	0970162680	@ 20150	-51.22	Sep 25	0971604875
# 20079	-6,000.00	Sep 23	0971226904	@ 20157	-62.16	Sep 29	0972397223

Commercial Checking statement
September 1, 2009 to September 30, 2009

Commercial Checking: 1852252996

Checks paid this statement period (continued)

- * This symbol indicates a break in check number sequence
- # This symbol indicates an original item not enclosed
- @ This symbol indicates a break in check number sequence and an original item not enclosed

Check number	Amount (\$)	Date paid	Bank reference number	Check number	Amount (\$)	Date paid	Bank reference number
@20159	-39.28	Sep 29	0972631463	@20202	-1,700.00	Sep 30	0972694844
@20161	-5.21	Sep 29	0972436915	# 20203	-43.99	Sep 30	0972810952
# 20162	-24.67	Sep 29	0972586854	@ 20205	-25.00	Sep 30	0972695556
@20166	-53.56	Sep 28	0971915906	@ 20212	-124.40	Sep 29	0972375102
@20170	-70.43	Sep 29	0972408492	@ 20214	-805.02	Sep 30	0972793118
# 20171	-691.72	Sep 28	0971895816	# 20215	-350.00	Sep 29	0972561044
@20176	-158.20	Sep 29	0972407182	@ 20217	-221.10	Sep 28	0972162084
# 20177	-175.00	Sep 28	0972218689	@ 20221	-1,585.38	Sep 29	0972627489
@20182	-70.53	Sep 24	0971476243	@ 20223	-330.63	Sep 28	0972200159
@20185	-3.79	Sep 30	0972791953	@ 20225	-130.65	Sep 28	0972197392
@20192	-58.95	Sep 29	0972343089	@ 20229	-13,394.91	Sep 29	0972396130
# 20193	-1,700.00	Sep 28	0971971484	* 20231	-500.00	Sep 29	0602300976
# 20194	-1,504.50	Sep 24	0971501782	@ 20241	-1,500.00	Sep 30	0972860879
# 20195	-1,488.09	Sep 23	0971226909	@ 20258	-1,479.43	Sep 29	0972592493
@20198	-169.85	Sep 30	0972695341	@ 20260	-1.00	Sep 29	0972525151
# 20199	-20,370.73	Sep 28	0972157085	@ 20264	-116.95	Sep 28	0972236983
# 20200	-70.00	Sep 30	0972649779	# 20265	-25.00	Sep 30	0972819320

Total checks paid this statement period: -\$239,677.64
Total number of checks paid this statement period: 218

Electronic withdrawals this statement period

Date	Amount (\$)	Activity	Reference numbers	
			Customer	Bank
Sep 25	-157.29	Americard Pay Purchase 090925 3587734		9488317168
Sep 25	-46.89	Americard Pay Purchase 090925 3587731		9488317167

Total Electronic Withdrawals: -\$204.18
Total number of Electronic Withdrawals: 2

Fees and service charges this statement period

Date	Amount (\$)	Activity	Bank reference number
Sep 01	-35.00	Fee - Returned Item	0972756072
Sep 01	-35.00	Fee - Returned Item	0972754755
Sep 01	-35.00	Fee - Returned Item	0973006574
Sep 01	-35.00	Fee - Returned Item	0972710198
Sep 01	-35.00	Fee - Returned Item	0972810272
Sep 01	-35.00	Fee - Returned Item	0972954283
Sep 01	-35.00	Fee - Returned Item	0972721328
Sep 01	-35.00	Fee - Returned Item	0972790650
Sep 01	-35.00	Fee - Returned Item	0973083290
Sep 01	-35.00	Fee - Returned Item	0972722253
Sep 01	-35.00	Fee - Returned Item	0973020132
Sep 01	-35.00	Fee - Returned Item	0972756599
Sep 01	-35.00	Fee - Returned Item	0972757526
Sep 01	-35.00	Fee - Returned Item	0973007124
Sep 02	-35.00	Fee - Returned Item	0973349271
Sep 02	-35.00	Fee - Returned Item	0973472040

Commercial Checking statement
September 1, 2009 to September 30, 2009

Commercial Checking: 1852252996

Fees and service charges this statement period (continued)

Date	Amount (\$)	Activity	Bank reference number
Sep 02	-35.00	Fee - Returned Item	0973469315
Sep 02	-35.00	Fee - Returned Item	0973239664
Sep 02	-35.00	Fee - Returned Item	0973219163
Sep 02	-35.00	Fee - Returned Item	0973380862
Sep 02	-35.00	Fee - Returned Item	0973220142
Sep 02	-35.00	Fee - Returned Item	0973218723
Sep 02	-35.00	Fee - Returned Item	0973264498
Sep 02	-35.00	Fee - Returned Item	0973218822
Sep 02	-35.00	Fee - Returned Item	0973226378
Sep 02	-35.00	Fee - Returned Item	0973360403
Sep 02	-35.00	Fee - Returned Item	0973173853
Sep 02	-35.00	Fee - Returned Item	0973199008
Sep 02	-35.00	Fee - Returned Item	0973395562
Sep 02	-35.00	Fee - Returned Item	0973177100
Sep 02	-35.00	Fee - Returned Item	0973229760
Sep 02	-35.00	Fee - Returned Item	0973212861
Sep 02	-35.00	Fee - Returned Item	0973469972
Sep 02	-35.00	Fee - Returned Item	0973383669
Sep 02	-35.00	Fee - Returned Item	0973229551
Sep 02	-35.00	Fee - Returned Item	0973164454
Sep 14	-120.61	Service Charge	0004074113

Total Fees and Service Charges: -\$1,380.61

Total number of Fees and Service Charges: 37

Lowest daily balance

Your lowest daily balance this statement period was **\$-488.48**
on **September 1, 2009**.

**HARRIS**HARRIS N.A.
P.O. BOX 755
CHICAGO, IL 60690

ACCOUNT NUMBER: 236-255-6

STATEMENT PERIOD
09/01/09 TO 09/30/09

PAGE: 1 OF 2

CYNERGY DATA LLC
ASSIGNED ACCOUNT FSI COMERICA BANK
45 W 36TH ST 6TH FL
NEW YORK NY 10018DID YOU KNOW YOU COULD RECEIVE YOUR STATEMENT 5 DAYS SOONER?
ACCOUNT ANALYSIS, TOO?
SIGN UP FOR ELECTRONIC VERSIONS; CALL US AT 877-895-3278.

ITEMS ENCLOSED 0

CORPORATE CHECKING

ACCOUNT NUMBER 236-255-6

ACCOUNT SUMMARY

YOUR PREVIOUS BALANCE WAS	8,897.21
YOUR TRANSACTIONS THIS PERIOD INCLUDED:	
16 DEPOSITS	16,007,209.05
13 WITHDRAWALS	15,592,742.14
YOUR ENDING BALANCE WAS	423,364.12
YTD INTEREST PAID IS	.00
YTD INTEREST WITHHELD IS	.00

TRANSACTIONS LISTED BY DATE POSTED

DATE POSTED	TRANSACTION DESCRIPTION	WITHDRAWALS OTHER DEBITS	DEPOSITS OTHER CREDITS
SEP 01	WIRE TRANSFER CREDIT 008112		331,672.80
SEP 02	WIRE TRANSFER CREDIT 006723		174,939.36
SEP 02	FED WIRE TRANSFER DEBIT 007361	515,000.00	
SEP 04	WIRE TRANSFER CREDIT 003672		11,122,057.84
SEP 04	FED WIRE TRANSFER DEBIT 006546	11,122,057.84	
SEP 09	WIRE TRANSFER CREDIT 006986		470,842.53
SEP 10	WIRE TRANSFER DEBIT 004405	165,668.41	
SEP 11	FED WIRE TRANSFER CREDIT 004916		65,000.00
SEP 11	WIRE TRANSFER DEBIT 005729	370,258.13	
SEP 14	WIRE TRANSFER CREDIT 007300		249,032.88
SEP 14	FED WIRE TRANSFER DEBIT 007928	249,000.00	
SEP 15	WIRE TRANSFER CREDIT 007023		41,819.16
SEP 16	WIRE TRANSFER CREDIT 007010		377,312.47
SEP 16	FED WIRE TRANSFER DEBIT 007553	415,000.00	
SEP 17	WIRE TRANSFER CREDIT 006945		117,811.12
SEP 18	WIRE TRANSFER CREDIT 006783		298,972.74
SEP 18	FED WIRE TRANSFER DEBIT 007024	420,000.00	
SEP 21	WIRE TRANSFER CREDIT 006208		1,258,054.61



HARRIS

HARRIS N.A.
P.O. BOX 755
CHICAGO, IL 60690

ACCOUNT NUMBER: 236-255-6

STATEMENT PERIOD
09/01/09 TO 09/30/09

PAGE: 2 OF 2

CYNERGY DATA LLC
ASSIGNED ACCOUNT FSI COMERICA BANK
45 W 36TH ST 6TH FL
NEW YORK NY 10018

SEP 22	FED WIRE TRANSFER DEBIT	001670		1,096,326.73	
SEP 22	WIRE TRANSFER DEBIT	004878		22,497.59	
SEP 22	CCD	BALANCE DEFICIENCY	CHARGE	729.12	
SEP 23	WIRE TRANSFER DEBIT	006639		94,474.69	
SEP 24	FED WIRE TRANSFER CREDIT	006948			200,000.00
SEP 24	WIRE TRANSFER DEBIT	007281		221,729.63	
SEP 25	WIRE TRANSFER CREDIT	006938			399,228.25
SEP 28	WIRE TRANSFER CREDIT	006738			516,702.15
SEP 28	FED WIRE TRANSFER DEBIT	006880		900,000.00	
SEP 29	WIRE TRANSFER CREDIT	006529			30,389.38
SEP 30	WIRE TRANSFER CREDIT	010951			353,373.76

CLOSING DAILY BALANCES AND DEBIT TOTALS

DATE	BALANCE	DEBITS	DATE	BALANCE	DEBITS
SEP 01	8,897.21	0	SEP 17	122,400.99	0
SEP 01	340,570.01	0	SEP 18	1,373.73	1
SEP 02	509.37	1	SEP 21	1,259,428.34	0
SEP 04	509.37	1	SEP 22	139,874.90	3
SEP 09	471,351.90	0	SEP 23	45,400.21	1
SEP 10	305,683.49	1	SEP 24	23,670.58	1
SEP 11	425.36	1	SEP 25	422,898.83	0
SEP 14	458.24	1	SEP 28	39,600.98	1
SEP 15	42,277.40	0	SEP 29	69,990.36	0
SEP 16	4,589.87	1	SEP 30	423,364.12	0

TRANSACTION SUMMARY INFORMATION

DESCRIPTION	NUMBER	AMOUNT	DESCRIPTION	NUMBER	AMOUNT
INCOMING WIRE	16	16,007,209.05	ACH DEBIT	1	729.12
OUTGOING WIRE	12	15,592,013.02			

Date 9/30/09 Page 1
 Account Number @XXXXXXXXXXXXXXXXX@
 Enclosures

CYNERGYDATA
 3030 47TH AVENUE 9TH FLOOR
 LONG ISLAND CITY NY 11101

Your Relationship Manager is:
 Lavina E. Rodney
 (718) 383-6039
 Lavina.Rodney@sterlingbancorp.com

CHECKING ACCOUNT

Account Title: CYNERGYDATA

PRO CHECKING w/estatement		Number of Enclosures	0
Account Number	@XXXXXXXXXXXXXXXXX@	Statement Dates	9/01/09 thru 9/30/09
Previous Balance	55,020.11	Days in the statement period	30
2 Deposits/Credits	7,259.80	Average Ledger	11,075.95
10 Checks/Debits	51,514.79	Average Collected	10,810.49
Service Charge	51.50		
New Balance	10,713.62		

Activity in Date Order	Checks/	Deposits/	Daily Balance
Date Description	Debits	Credits	
9/01 OT: CYNERGY DATA	40,000.00 ✓		15,020.11
9/01 Wire Transfer Outgoing Fee	20.00 ✓		15,000.11
9/11 OT: CYNERGY DATA	11,000.00 ✓		4,000.11
9/11 Wire Transfer Outgoing Fee	20.00 ✓		3,980.11
9/16 DEPOSIT		5,817.55	9,797.66
9/16 DEPOSIT		1,442.25	11,239.91
9/17 Chargeback	349.00 ✓		10,890.91
9/17 Chargeback Fee	15.00 ✓		10,875.91
9/18 Chargeback Fee	30.00 ✓		10,845.91
9/18 Chargeback	17.84 ✓		10,828.07
9/23 Chargeback	47.95 ✓		10,780.12
9/23 Chargeback Fee	15.00 ✓		10,765.12
9/30 Service Charge	51.50 ✓		10,713.62



Cycle Statement

Direct inquiries to Customer Service
 (877) 694-9111

CYNERGY DATA LLC
 10915 14TH AVE
 COLLEGE POINT NY 11356-1400

46 ENCLOSURES Page 1 of 4

Business Checking 502402 068 6

Opening balance	09-01-09	11,925.83
+Deposits/Credits	4	283,109.36
-Checks/Debits	71	282,966.90
-Service charge		11.56
Ending balance	09-30-09	12,056.73
Days in Statement Period	30	

SERVICE CHARGES

DATE	SERVICE DESCRIPTION	VOLUME	PRICE	CHARGE
09-30	Minimum balance charge			8.00
09-30	Chargeable debits	69	.17	11.73
09-30	Chargeable credits	2	.20	0.40
09-30	Earnings credit			8.57-
				11.56

DATE	DESCRIPTION	CHECK#	DEBITS	CREDITS	BALANCE
	Beginning Balance				11,925.83
09-01	Book transfer credit FR 5224006733			130,000.00	141,925.83
09-01	Wire transfer withdrawal Comerica Bank		130,000.00		11,925.83
09-01	Check Withdrawal	40946	887.96		11,037.87
09-01	ACH Withdrawal		144.76		10,893.11
	MBI SETL				
09-02	ACH Withdrawal		10.00		10,883.11
	MBI SETL				
09-03	ACH deposit CYNERGY DATA LLC PAIPAYROLL			31,979.59	42,862.70
09-03	ACH Withdrawal		65.00		42,797.70
	MBI SETL				
09-04	Check Withdrawal	40971	2,055.82		40,741.88
09-04	Check Withdrawal	40975	1,198.34		39,543.54
09-04	Check Withdrawal	40973	1,171.54		38,372.00
09-04	Check Withdrawal	40970	831.84		37,540.16
09-04	Check Withdrawal	40966	788.46		36,751.70
09-04	Check Withdrawal	40972	607.21		36,144.49

Continued on next page

Business Checking			502402 068 6	Page	2 of	4
DATE	DESCRIPTION	CHECK#	DEBITS	CREDITS		BALANCE
	Balance Forward					36,144.49
09-04	ACH Withdrawal		350.00			35,794.49
	MBI					
	SETL					
09-04	Check Withdrawal	28111	25.00			35,769.49
09-04	Check Withdrawal	28108	15.00			35,754.49
09-08	Check Withdrawal	40974	2,051.72			33,702.77
09-08	Check Withdrawal	40965	1,015.61			32,687.16
09-08	Check Withdrawal	40962	847.31			31,839.85
09-08	Check Withdrawal	40963	1,216.74			30,623.11
09-08	ACH Withdrawal		260.00			30,363.11
	MBI					
	SETL					
09-08	ACH Withdrawal		85.45			30,277.66
	MBI					
	SETL					
09-08	Check Withdrawal	28113	25.00			30,252.66
09-09	Check Withdrawal	40968	2,576.26			27,676.40
09-09	Check Withdrawal	28112	950.24			26,726.16
09-09	Check Withdrawal	40967	739.78			25,986.38
09-09	Check Withdrawal	40981	498.84			25,487.54
09-09	Check Withdrawal	40976	346.15			25,141.39
09-09	ACH Withdrawal		257.25			24,884.14
	MBI					
	SETL					
09-09	Check Withdrawal	40979	256.21			24,627.93
09-09	Check Withdrawal	40969	184.70			24,443.23
09-09	Check Withdrawal	40977	100.15			24,343.08
09-10	Check Withdrawal	25895	7,347.32			16,995.76
09-10	Check Withdrawal	40980	120.00			16,875.76
09-11	Book tranfer credit			100,000.00		116,875.76
	FR 5224006733					
09-11	Wire transfer withdrawal		100,000.00			16,875.76
	Comerica Bank					
	091109					
09-11	ACH Withdrawal		889.43			15,986.33
	MBI					
	SETL					
09-11	Check Withdrawal	40978	298.36			15,687.97
09-14	ACH Withdrawal		230.00			15,457.97
	MBI					
	SETL					
09-14	ACH Withdrawal		80.00			15,377.97
	MBI					
	SETL					
09-15	Check Withdrawal	40964	887.96			14,490.01
09-15	ACH Withdrawal		281.68			14,208.33
	MBI					
	SETL					
09-16	ACH Withdrawal		14.99			14,193.34
	MBI					
	SETL					
09-17	ACH Withdrawal		278.34			13,915.00
	MBI					
	SETL					
09-18	ACH deposit			21,129.77		35,044.77
	CYNERGY DATA LLC PAIPAYROLL					
09-18	Check Withdrawal	41096	1,787.22			33,257.55
09-18	Check Withdrawal	41104	1,329.14			31,928.41
09-18	Check Withdrawal	41095	891.98			31,036.43
09-18	Check Withdrawal	41097	241.96			30,794.47

Continued on next page

Business Checking			502402 068 6	Page	3 of	4
DATE	DESCRIPTION	CHECK#	DEBITS	CREDITS		BALANCE
	Balance Forward					30,794.47
09-18	ACH Withdrawal		141.19			30,653.28
	CYNERGY DATA LLC PAYCHOICE					
09-18	ACH Withdrawal		98.81			30,554.47
	MBI	SETL				
09-21	Check Withdrawal	41102	2,031.84			28,522.63
09-21	Check Withdrawal	41086	1,053.27			27,469.36
09-21	Check Withdrawal	41079	1,038.97			26,430.39
09-21	Check Withdrawal	41100	1,167.29			25,263.10
09-21	Check Withdrawal	28114	210.00			25,053.10
09-21	Check Withdrawal	28115	144.50			24,908.60
09-21	ACH Withdrawal		109.14			24,799.46
	MBI	SETL				
09-22	Check Withdrawal	41114	498.84			24,300.62
09-22	ACH Withdrawal		276.97			24,023.65
	MBI	SETL				
09-23	Check Withdrawal	25897	6,887.09			17,136.56
09-23	Check Withdrawal	41108	1,055.24			16,081.32
09-23	Check Withdrawal	41084	885.77			15,195.55
09-23	Check Withdrawal	41113	120.00			15,075.55
09-23	ACH Withdrawal		30.00			15,045.55
	MBI	SETL				
09-24	Check Withdrawal	41110	346.15			14,699.40
09-24	Check Withdrawal	41111	298.36			14,401.04
09-24	Check Withdrawal	41112	256.21			14,144.83
09-24	ACH Withdrawal		99.53			14,045.30
	MBI	SETL				
09-25	ACH Withdrawal		45.00			14,000.30
	MBI	SETL				
09-28	Check Withdrawal	41081	1,216.74			12,783.56
09-28	ACH Withdrawal		249.85			12,533.71
	MBI	SETL				
09-28	ACH Withdrawal		65.45			12,468.26
	MBI	SETL				
09-29	ACH Withdrawal		215.00			12,253.26
	MBI	SETL				
09-30	Check Withdrawal	28118	184.97			12,068.29
09-30	Minimum balance charge		8.00			12,060.29
09-30	Chargeable debits		11.73			12,048.56
09-30	Chargeable credits		0.40			12,048.16
09-30	Earnings credit			8.57		12,056.73
	Ending balance					12,056.73

CHECKS PAID DURING STATEMENT PERIOD

* INDICATES CHECK OUT OF SEQUENCE

Date	Check No.	Amount	Date	Check No.	Amount
09-10	25895	7,347.32	09-23	25897*	6,887.09
09-04	28108*	15.00	09-04	28111*	25.00
09-09	28112	950.24	09-08	28113	25.00
09-21	28114	210.00	09-21	28115	144.50
09-30	28118*	184.97	09-01	40946*	887.96
09-08	40962*	847.31	09-08	40963	1,216.74
09-15	40964	887.96	09-08	40965	1,015.61
09-04	40966	788.46	09-09	40967	739.78
09-09	40968	2,576.26	09-09	40969	184.70
09-04	40970	831.84	09-04	40971	2,055.82
09-04	40972	607.21	09-04	40973	1,171.54
09-08	40974	2,051.72	09-04	40975	1,198.34
09-09	40976	346.15	09-09	40977	100.15

Continued on next page

11.56

Business Checking 502402 068 6 Page 4 of 4
 CHECKS PAID DURING STATEMENT PERIOD * INDICATES CHECK OUT OF SEQUENCE

Date	Check No.	Amount	Date	Check No.	Amount
09-11	40978	298.36	09-09	40979	256.21
09-10	40980	120.00	09-09	40981	498.84
09-21	41079*	1,038.97	09-28	41081*	1,216.74
09-23	41084*	885.77	09-21	41086*	1,053.27
09-18	41095*	891.98	09-18	41096	1,787.22
09-18	41097	241.96	09-21	41100*	1,167.29
09-21	41102*	2,031.84	09-18	41104*	1,329.14
09-23	41108*	1,055.24	09-24	41110*	346.15
09-24	41111	298.36	09-24	41112	256.21
09-23	41113	120.00	09-22	41114	498.84

* - - - - - EFT ACTIVITY - - - - - *

DATE	DESCRIPTION	AMOUNT
09-01	Comerica Bank	130,000.00-
09-01	MBI SETL	144.76-
09-02	MBI SETL	10.00-
09-03	CYNERGY DATA LLC PAIPAYROLL	31,979.59
09-03	MBI SETL	65.00-
09-04	MBI SETL	350.00-
09-08	MBI SETL	260.00-
09-08	MBI SETL	85.45-
09-09	MBI SETL	257.25-
09-11	Comerica Bank	100,000.00-
09-11	MBI SETL	889.43-
09-14	MBI SETL	230.00-
09-14	MBI SETL	80.00-
09-15	MBI SETL	281.68-
09-16	MBI SETL	14.99-
09-17	MBI SETL	278.34-
09-18	CYNERGY DATA LLC PAIPAYROLL	21,129.77
09-18	CYNERGY DATA LLC PAYCHOICE	141.19-
09-18	MBI SETL	98.81-
09-21	MBI SETL	109.14-
09-22	MBI SETL	276.97-
09-23	MBI SETL	30.00-
09-24	MBI SETL	99.53-
09-25	MBI SETL	45.00-
09-28	MBI SETL	249.85-
09-28	MBI SETL	65.45-
09-29	MBI SETL	215.00-

END OF STATEMENT



Cycle Statement

Direct inquiries to Customer Service
 (888) 755-2172

C.P.S. GROUP INC
 D/B/A CYNERGY DATA
 10915 14TH AVE # 200
 COLLEGE POINT NY 11356-1400

0 ENCLOSURES Page 1 of 3

Essential Business Checking 522400 673 3

Opening balance	09-01-09	151,533.74
+Deposits/Credits	21	403,082.27
-Checks/Debits	22	455,927.06
-Service charge		0.00
Ending balance	09-30-09	98,688.95
Days in Statement Period	30	

DATE	DESCRIPTION	CHECK#	DEBITS	CREDITS	BALANCE
	Beginning Balance				151,533.74
09-01	Book transfer debit TO 5024020686		130,000.00 ✓		21,533.74
09-01	ACH Withdrawal		2,609.90 ✓		18,923.84
09-01	FACS SYS 3653 MTOT ADJ		160.77 ✓		18,763.07
09-02	BANKCARD-8566 MTOT ADJ			367.20 ✓	19,130.27
09-02	ACH deposit BANKCARD-8566 MTOT ADJ			236.65 A	19,366.92
09-02	ACH deposit AUTHNET GATEWAY BILLING			60.70 ✓	19,427.62
09-02	FACS SYS 3653 MTOT ADJ		0.10		19,427.52
09-02	ACH Withdrawal DISCOVER NETWORK SETTLEMENT				
09-03	ACH deposit			11,996.39 ✓	31,423.91
09-03	FACS SYS 3653 MTOT ADJ		4.95		31,418.96
09-03	ACH Withdrawal AMERICAN EXPRESS COLLECTION				
09-04	Wire transfer deposit CYNERGY WIRE TRANSFER	090409		120,000.00 ✓	151,418.96
09-04	ACH Withdrawal		110,215.35 ✓		41,203.61
09-04	FACS SYS 3653 MTOT ADJ		19,031.98 ✓		22,171.63
09-04	ACH Withdrawal BANKCARD-8566 MTOT ADJ				
09-08	ACH deposit AMERICAN EXPRESS SETTLEMENT			43,095.22 ✓	65,266.85
09-08	ACH deposit AMERICAN EXPRESS SETTLEMENT			989.65 ✓	66,256.50
09-09	ACH Withdrawal		12,847.45 ✓		53,409.05
09-09	FACS SYS 3653 MTOT ADJ				

Continued on next page

Essential Business Checking		522400 673 3	Page	2 of	3
DATE	DESCRIPTION	CHECK#	DEBITS	CREDITS	BALANCE
	Balance Forward				53,409.05
09-09	ACH Withdrawal		760.48 ✓		52,648.57
	BANKCARD-8566 MTOT ADJ				
09-09	ACH Withdrawal		35.08		52,613.49
	CTS HOLDINGS, LLC SETTLEMENT				
09-10	Wire transfer deposit			129,573.15 ✓	182,186.64
	FIRST DATA MERCH ANT SERVIC	091009			
09-10	ACH deposit			2,610.35 ✓	184,796.99
	FACS SYS 3653 MTOT ADJ				
09-10	ACH deposit			323.86 ✓	185,120.85
	BANKCARD-8566 MTOT ADJ				
09-10	ACH Withdrawal		2.65 ✓		185,118.20
	ACH Direct Inc. ACH FEES				
09-11	Book transfer debit		100,000.00 ✓		85,118.20
	TO 5024020686				
09-11	Wire transfer withdrawal		65,000.00 ✓		20,118.20
	HARRIS NA MONERI S	091109			
09-11	ACH Withdrawal		9,114.37 ✓		11,003.83
	BANKCARD-8566 MTOT ADJ				
09-14	ACH deposit			10,007.24 ✓	21,011.07
	FACS SYS 3653 MTOT ADJ				
09-15	ACH deposit			3,686.22 ✓	24,697.29
	BANKCARD-8566 MTOT ADJ				
09-15	ACH Withdrawal		804.48 ✓		23,892.81
	FACS SYS 3653 MTOT ADJ				
09-16	ACH deposit			1,485.98 ✓	25,378.79
	FACS SYS 3653 MTOT ADJ				
09-16	ACH Withdrawal		3,204.78 ✓		22,174.01
	BANKCARD-8566 MTOT ADJ				
09-17	ACH deposit			21.00 ✓	22,195.01
	FACS SYS 3653 MTOT ADJ				
09-18	ACH withdrawal		30.77 ✓		22,164.24
	FACS SYS 3653 MTOT ADJ				
09-21	ACH deposit			9,014.03 ✓	31,178.27
	BANKCARD-8566 MTOT ADJ				
09-21	ACH Withdrawal		399.99 ✓		30,778.28
	FACS SYS 3653 MTOT ADJ				
09-22	ACH deposit			66,549.12 ✓	97,327.40
	DISCOVER - 3926 46866				
09-22	ACH deposit			94.24 ✓	97,421.64
	BANKCARD-8566 MTOT ADJ				
09-23	ACH deposit			1,714.04 ✓	99,135.68
	FACS SYS 3653 MTOT ADJ				
09-23	ACH deposit			774.28 ✓	99,909.96
	BANKCARD-8566 MTOT ADJ				
09-24	ACH Withdrawal		233.94 ✓		99,676.02
	FACS SYS 3653 MTOT ADJ				
09-25	Analysis service charge debit		172.95 ✓		99,503.07
	ANALYSIS CHRG				
09-28	ACH Withdrawal		875.56 ✓		98,627.51
	FACS SYS 3653 MTOT ADJ				

Continued on next page

Essential Business Checking		522400 673 3	Page	3 of	3
DATE	DESCRIPTION	CHECK#	DEBITS	CREDITS	BALANCE
	Balance Forward				98,627.51
09-28	ACH Withdrawal		421.51		98,206.00
	BANKCARD-8566	MTOT ADJ			
09-30	ACH deposit			247.46	98,453.46
	FACS SYS 3653	MTOT ADJ			
09-30	ACH deposit			235.49	98,688.95
	BANKCARD-8566	MTOT ADJ			
	Ending balance				98,688.95

* - - - - - EFT ACTIVITY - - - - - *

DATE	DESCRIPTION	AMOUNT
09-01	FACS SYS 3653 MTOT ADJ	[REDACTED]
09-01	BANKCARD-8566 MTOT ADJ	[REDACTED]
09-02	BANKCARD-8566 MTOT ADJ	[REDACTED]
09-02	AUTHNET GATEWAY BILLING	[REDACTED]
09-02	FACS SYS 3653 MTOT ADJ	60.70
09-02	DISCOVER NETWORK SETTLEMENT	0.10
09-03	FACS SYS 3653 MTOT ADJ	[REDACTED]
09-03	AMERICAN EXPRESS COLLECTION	4.95
09-04	CYNERGY WIRE TRA NSFER	120,000.00
09-04	FACS SYS 3653 MTOT ADJ	[REDACTED]
09-04	BANKCARD-8566 MTOT ADJ	[REDACTED]
09-08	AMERICAN EXPRESS SETTLEMENT	43,095.22
09-08	AMERICAN EXPRESS SETTLEMENT	989.65
09-09	FACS SYS 3653 MTOT ADJ	[REDACTED]
09-09	BANKCARD-8566 MTOT ADJ	[REDACTED]
09-09	CTS HOLDINGS, LLC SETTLEMENT	35.08
09-10	FIRST DATA MERCH ANT SERVIC	129,573.15
09-10	FACS SYS 3653 MTOT ADJ	[REDACTED]
09-10	BANKCARD-8566 MTOT ADJ	[REDACTED]
09-10	ACH Direct Inc. ACH FEES	[REDACTED]
09-11	HARRIS NA MONERI S	65,000.00
09-11	BANKCARD-8566 MTOT ADJ	[REDACTED]
09-14	FACS SYS 3653 MTOT ADJ	[REDACTED]
09-15	BANKCARD-8566 MTOT ADJ	[REDACTED]
09-15	FACS SYS 3653 MTOT ADJ	[REDACTED]
09-16	FACS SYS 3653 MTOT ADJ	[REDACTED]
09-16	BANKCARD-8566 MTOT ADJ	[REDACTED]
09-17	FACS SYS 3653 MTOT ADJ	[REDACTED]
09-18	FACS SYS 3653 MTOT ADJ	[REDACTED]
09-21	BANKCARD-8566 MTOT ADJ	[REDACTED]
09-21	FACS SYS 3653 MTOT ADJ	[REDACTED]
09-22	DISCOVER - 3926 46866	66,549.12
09-22	BANKCARD-8566 MTOT ADJ	[REDACTED]
09-23	FACS SYS 3653 MTOT ADJ	[REDACTED]
09-23	BANKCARD-8566 MTOT ADJ	[REDACTED]
09-24	FACS SYS 3653 MTOT ADJ	[REDACTED]
09-28	FACS SYS 3653 MTOT ADJ	[REDACTED]
09-28	BANKCARD-8566 MTOT ADJ	[REDACTED]
09-30	FACS SYS 3653 MTOT ADJ	[REDACTED]
09-30	BANKCARD-8566 MTOT ADJ	[REDACTED]

 END OF STATEMENT

80149

CYNERGY DATA LLC
45 W 36TH ST FL 6
NEW YORK NY 10018-7635

**Commercial Checking
statement**

September 1, 2009 to September 30, 2009
Account number 1852184116

Number of items enclosed: 0

Account summary

Beginning balance on September 1, 2009	\$23,515.48
Plus deposits	
Electronic deposits	\$23,643,650.95
Other deposits	\$1,400,000.00
Transfers from other accounts	\$151,837.75
Less withdrawals	
Electronic (EFT) withdrawals	-\$22,512,655.86
Fees and service charges	-\$3,087.12
Transfers to other accounts	-\$1,524,946.41
Ending balance on September 30, 2009	\$1,178,314.79

To contact us

Call
(313) 564-5717
Hearing impaired (TDD 800 822-6546)

Visit our web site
www.comerica.com

Write to us
COMERICA BANK
PO BOX 75000
DETROIT, MI 48275-8149

Important information

Capturing deposits has never been more convenient. With Comerica Business Deposit Capture (SM) you can scan and send checks directly from your office to your Comerica business checking account anytime you want. It saves you time and cost from trips to the bank, and gives you extended hours for making deposits. Please contact your Treasury Management Sales Officer today for more details.

The FDIC Charge for September is \$.20/\$1,000.

Thank you

Thank you for being a Comerica customer. We value the trust and confidence that you continue to place in us.

Commercial Checking statement
 September 1, 2009 to September 30, 2009



Commercial Checking account details: 1852184116

Electronic deposits this statement period

Date	Amount (\$)	Activity	Reference numbers	
			Customer	Bank
Sep 01	130,000.00	Wire # 002187 Org Cynergy Data L Fed # 000123		9485001397
Sep 01	40,000.00	Wire # 002380 Org Cynergydata Fed # 000005		9485001396
Sep 01	3,396.33	Cps Group Ppd 090901 -sett-cps Group		9488564608
Sep 01	1,629.38	Return Settle Return 090901 -sett-cps Group		9488082130
Sep 01	108.51	Cynergy Data B:953422 090831		9488560839
Sep 02	515,000.00	Wire # 008241 Org Cynergy Data L Fed # 003133		9485001137
Sep 02	620.00	Cps Group Ppd 090902 -sett-cps Group		9488192422
Sep 02	47.55	Cynergy Data B:953892 090901		9488188362
Sep 03	120,000.00	Wire # 001645 Org Wire Clearing Fed # 000002		9485001241
Sep 03	4,996.41	Cps Group Ppd 090903 -sett-cps Group		9488397719
Sep 03	169.46	Cynergy Data B:954238 090902		9488393751
Sep 03	26.30	Return Settle Return 090903 -sett-cps Group		9488380537
Sep 04	11,122,057.84	Wire # 007329 Org Cynergy Data L Fed # 002917		9485001472
Sep 04	57,787.52	Interntl-fex Intl Fex 090904 Sw1771 9/1 Reve		9488123263
Sep 04	42,009.48	Interntl-fex Intl Fex 090904 Sw1770 9/1 Reve		9488123257
Sep 04	978.96	Cps Group Ppd 090904 -sett-cps Group		9488437111
Sep 04	150.37	Cynergy Data B:954642 090903		9488432760
Sep 04	122.31	Cynergy Data B:955021 090903		9488432762
Sep 08	1,298,703.78	Commercial Loan Detroit 9895013620		9488692584
Sep 08	2,966.70	Cps Group Ppd 090908 -sett-cps Group		9488301915
Sep 09	270.00	Cps Group Ppd 090909 -sett-cps Group		9488881750
Sep 09	101.78	Cynergy Data B:955853 090908		9488877016
Sep 10	672.10	Cps Group Ppd 090910 -sett-cps Group		9488191592
Sep 10	95.67	Cynergy Data B:956356 090909		9488188058
Sep 11	100,000.00	Wire # 004711 Org Cynergy Data L Fed # 000766		9485001344
Sep 11	100,000.00	Commercial Loan Detroit 9895013620		9488787786
Sep 11	14,899.47	Global Etelecom Payout 090910		9488494066
Sep 11	11,000.00	Wire # 005684 Org Cynergydata Fed # 000108		9485001343
Sep 11	9,876.71	Global Etelecom Payout 090910		9488494064
Sep 11	2,461.00	Cps Group Ppd 090911 -sett-cps Group		9488110688
Sep 11	299.13	Global Etelecom Payout 090910		9488494082
Sep 11	98.81	Global Etelecom Payout 090910		9488998677
Sep 11	82.98	Global Etelecom Payout 090910		9488998679
Sep 14	249,000.00	Wire # 008907 Org Cynergy Data L Fed # 003343		9485001184
Sep 14	420.00	Cps Group Ppd 090914 -sett-cps Group		9488600850
Sep 14	29.43	Cynergy Data B:957635 090913		9488118080
Sep 14	29.07	Cynergy Data B:957206 090911		9488071825
Sep 15	500,000.00	Commercial Loan Detroit 9895013620		9488034171
Sep 15	317,901.36	Cps Residual Residuals Aug-09		9488346441
Sep 15	215,566.42	Rsa Residual Residuals Iso Residual		9488348571
Sep 15	400.00	Return Settle Return 090915 -sett-cps Group		9488116459
Sep 15	30.00	Cps Group Ppd 090915 -sett-cps Group		9488917415
Sep 16	415,000.00	Wire # 008655 Org Cynergy Data L Fed # 002893		9485001004
Sep 16	5,362.36	Cps Group Ppd 090916 -sett-cps Group		9488154351
Sep 16	461.32	Global Etelecom Elec Mans 090915		9488453741
Sep 17	49,782.00	Cps Group Ppd 090917 -sett-cps Group		9488268888
Sep 17	36.14	Cynergy Data B:959152 090916		9488265894
Sep 18	5,000,000.00	Commercial Loan Detroit 9895013620		9488711005
Sep 18	420,000.00	Wire # 008407 Org Cynergy Data L Fed # 003082		9485001394
Sep 18	1,012.38	Barclay 778-2774 090918 Cdl 1216		9488985302
Sep 18	197.11	Cynergy Data B:959549 090917		9488085026
Sep 18	66.28	Cynergy Data B:959912 090917		9488085028
Sep 18	15.92	Cynergy Data B:960125 090917		9488085030
Sep 18	15.00	Cps Group Ppd 090918 -sett-cps Group		9488088629
Sep 21	1,795.50	Cps Group Ppd 090921 -sett-cps Group		9488757768
Sep 22	1,096,326.73	Wire # 001584 Org Cynergy Data L Fed # 000889		9485001062
Sep 22	17,486.52	Cps Group Ppd 090922 -sett-cps Group		9488801598

Commercial Checking statement
September 1, 2009 to September 30, 2009



Commercial Checking: 1852184116

Electronic deposits this statement period (continued)

Date	Amount (\$)	Activity	Reference numbers	
			Customer	Bank
Sep 22	1,957.93	Cps Group Ppd 090922 -sett-cps Group		9488830762
Sep 22	228.24	Return Settle Return 090922 -sett-cps Group		9488830561
Sep 23	45,725.20	Return Settle Return 090923 -sett-cps Group		9488210056
Sep 23	90.00	Cps Group Ppd 090923 -sett-cps Group		9488864572
Sep 24	800,000.00	Commercial Loan Detroit 9895013620		9488260344
Sep 24	6,141.60	Cps Group Ppd 090924 -sett-cps Group		9488239428
Sep 24	4,593.49	Return Settle Return 090924 -sett-cps Group		9488353866
Sep 25	265.27	Cynergy Data B:962086 090924		9488392890
Sep 25	215.00	Cps Group Ppd 090925 -sett-cps Group		9488396584
Sep 25	28.83	Cynergy Data B:962397 090924		9488392892
Sep 28	900,000.00	Wire # 009220 Org Cynergy Data L Fed # 002894		9485001324
Sep 28	9,852.92	Cps Group Ppd 090928 -sett-cps Group		9488152846
Sep 28	52.60	Return Settle Return 090928 -sett-cps Group		9488473107
Sep 29	381.40	Cps Group Ppd 090929 -sett-cps Group		9488550784
Sep 29	101.63	Cynergy Data B:963217 090928		9488547821
Sep 30	2,375.69	Cps Group Ppd 090930 -sett-cps Group		9488125115
Sep 30	79.06	Cynergy Data B:963613 090929		9488122296

Total Electronic Deposits: \$23,643,650.95
Total number of Electronic Deposits: 74

Other deposits this statement period

Date	Amount (\$)	Activity	Reference numbers	
			Customer	Bank
Sep 04	1,400,000.00	Deposit - Miscellaneous		0025382485

Total Other Deposits: \$1,400,000.00
Total number of Other Deposits: 1

Transfers from other accounts this statement period


Date	Amount (\$)	Activity		Bank
				reference number
Sep 17	7,802.50	Axs Funds Transfer From Account	1852252301	0A76001263
Sep 21	144,035.25	Axs Funds Transfer From Account	1852252285	0A76401149

Total Transferred from Other Accounts: \$151,837.75
Total number of Transfers from Other Accounts: 2

Electronic withdrawals this statement period

Date	Amount (\$)	Activity	Reference numbers	
			Customer	Bank
Sep 01	-59,439.14	Commercial Loan Detroit 1654862198		9488994054
Sep 01	-57,787.52	Interntl-fex Intl Fex 090901 Sw1771		9488007681
Sep 01	-42,009.48	Interntl-fex Intl Fex 090901 Sw1770		9488007680
Sep 01	-351.39	Return Settle Return 090901 -sett-cps Group		9488082131
Sep 01	-121.30	Cps Group Ppd 090901 -sett-cps Group		9488564609
Sep 02	-120,000.00	Wire # 008407 Bnf Cynergydata Fd Fed # 001730		9485003002
Sep 02	-32.32	Cynergy Data Txn Sttl 090901		9488188372
Sep 02	-12.20	Cynergy Data Svc Fees 090901		9488188366
Sep 03	-160,388.68	Cps Group Ppd 090903 -sett-cps Group		9488397720
Sep 03	-495.00	Return Settle Return 090903 -sett-cps Group		9488380538
Sep 04	-120,000.00	Wire # 001743 Bnf Cynergy Data N Fed # 000366		9485003628
Sep 04	-9,009,937.50	Commercial Loan Detroit 9895013620		9488112756

Commercial Checking statement
September 1, 2009 to September 30, 2009



Commercial Checking: 1852184116

Electronic withdrawals this statement period (continued)

Date	Amount (\$)	Activity	Reference numbers	
			Customer	Bank
Sep 04	-1,521,393.65	Commercial Loan Detroit 9895013620		9488112760
Sep 04	-351,471.63	Commercial Loan Detroit 9895013620		9488112758
Sep 04	-89,194.21	Cps Group Ppd 090904 -sett-cps Group		9488437112
Sep 04	-2,000.00	Cps Group Ppd 090904 -sett-cps Group		9488437113
Sep 04	-1,909.67	Con Ed Of NY Intell Ck 090902 435121584100035		9488911632
Sep 08	-933,833.44	Wire # 008605 Bnf Harris Na Mone Fed # 001997		9485003670
Sep 08	-270,658.84	Cps Group Ppd 090908 -sett-cps Group		9488301917
Sep 08	-3,652.80	Cps Group Ppd 090908 -sett-cps Group		9488301916
Sep 09	-270,474.73	Cps Group Ppd 090909 -sett-cps Group		9488881751
Sep 09	-483.00	Return Settle Return 090909 -sett-cps Group		9488157310
Sep 10	-1,193,322.67	Cps Group Ppd 090910 -sett-cps Group		9488191593
Sep 10	-239,255.06	Commercial Loan Detroit 9895013620		9488943429
Sep 11	-86,700.95	Cps Group Ppd 090911 -sett-cps Group		9488110689
Sep 11	-399.00	Return Settle Return 090911 -sett-cps Group		9488806661
Sep 14	-263,896.27	Cps Group Ppd 090914 -sett-cps Group		9488600851
Sep 15	-533,467.78	Commercial Loan Detroit 9895013620		9488034169
Sep 15	-51,531.19	Cps Group Ppd 090915 -sett-cps Group		9488917416
Sep 16	-350,000.00	Wire # 005548 Bnf Pai Services 8 Fed # 001200		9485002720
Sep 16	-72,940.55	Cps Group Ppd 090916 -sett-cps Group		9488154352
Sep 17	-77,092.46	Cps Group Ppd 090917 -sett-cps Group		9488268889
Sep 18	-165,110.59	Cps Group Ppd 090918 -sett-cps Group		9488088630
Sep 18	-1,500.00	Return Settle Return 090918 -sett-cps Group		9488729467
Sep 21	-23,126.26	Wire # 007705 Bnf Rial & Associa Fed # 001844		9485002984
Sep 21	-5,253,339.83	Cps Group Ppd 090921 -sett-cps Group		9488757769
Sep 21	-500.00	Return Settle Return 090921 -sett-cps Group		9488757695
Sep 22	-216,147.72	Cps Group Ppd 090922 -sett-cps Group		9488801599
Sep 22	-4,902.84	Cps Group Ppd 090922 -sett-cps Group		9488830763
Sep 22	-34.94	Return Settle Return 090922 -sett-cps Group		9488830562
Sep 23	-129,371.29	Cps Group Ppd 090923 -sett-cps Group		9488864573
Sep 23	-94.90	Return Settle Return 090923 -sett-cps Group		9488210057
Sep 24	-200,000.00	Wire # 008066 Bnf Harris Na Cyne Fed # 001863		9485003188
Sep 24	-90,619.42	Cps Group Ppd 090924 -sett-cps Group		9488239429
Sep 24	-564.42	Return Settle Return 090924 -sett-cps Group		9488353867
Sep 25	-115,563.69	Cps Group Ppd 090925 -sett-cps Group		9488396585
Sep 28	-246,136.30	Cps Group Ppd 090928 -sett-cps Group		9488152847
Sep 28	-140.00	MI Unresolve/dxa Eftadj 0		9488368402
Sep 29	-63,502.27	Cps Group Ppd 090929 -sett-cps Group		9488550785
Sep 29	-748.02	Return Settle Return 090929 -sett-cps Group		9488098298
Sep 29	-44.97	MI Unresolve/dxa Eftadj 0		9488973400
Sep 30	-115,944.50	Cps Group Ppd 090930 -sett-cps Group		9488125116
Sep 30	-1,011.47	Return Settle Return 090930 -sett-cps Group		9488512999

Total Electronic Withdrawals: -\$22,512,655.86

Total number of Electronic Withdrawals: 53


Fees and service charges this statement period

Date	Amount (\$)	Activity	Bank reference number
Sep 14	-3,087.12	Service Charge	0004054055

Total Fees and Service Charges: -\$3,087.12

Total number of Fees and Service Charges: 1

Commercial Checking statement
September 1, 2009 to September 30, 2009



Commercial Checking: 1852184116

Transfers to other accounts this statement period

Date	Amount (\$)	Activity	Bank reference number
Sep 02	-150,000.00	Axs Funds Transfer To Account	1852252996 0A74501341
Sep 10	-55,000.00	Axs Funds Transfer To Account	1852252996 0A75301562
Sep 21	-50,000.00	Axs Funds Transfer To Account	1852252996 0A76401123
Sep 22	-1,096,326.73	Axs Funds Transfer To Account	1852196094 0A76500341
Sep 24	-25,000.00	Axs Funds Transfer To Account	1852252996 0A76701273
Sep 28	-100,000.00	Axs Funds Transfer To Account	1852252996 0A77101316
Sep 30	-7,997.01	Axs Funds Transfer To Account	1852196094 0A77302194
Sep 30	-7,198.76	Axs Funds Transfer To Account	1852196805 0A77302196
Sep 30	-6,286.44	Axs Funds Transfer To Account	1852196565 0A77302191
Sep 30	-6,085.56	Axs Funds Transfer To Account	1852252327 0A77302192
Sep 30	-5,352.05	Axs Funds Transfer To Account	1851398071 0A77302195
Sep 30	-4,979.29	Axs Funds Transfer To Account	1852448842 0A77302197
Sep 30	-3,785.25	Axs Funds Transfer To Account	1852196581 0A77302186
Sep 30	-2,130.69	Axs Funds Transfer To Account	1852196524 0A77302187
Sep 30	-2,115.31	Axs Funds Transfer To Account	1852196540 0A77302189
Sep 30	-2,046.02	Axs Funds Transfer To Account	1852252293 0A77302193
Sep 30	-512.37	Axs Funds Transfer To Account	1852196110 0A77302199
Sep 30	-130.93	Axs Funds Transfer To Account	1852448867 0A77302198

Total Transferred to Other Accounts: -\$1,524,946.41

Total number of Transfers to Other Accounts: 18

\$ Lowest daily balance

Your lowest daily balance this statement period was **\$23,515.48** on **September 1, 2009**.

Commercial Checking statement
 September 1, 2009 to September 30, 2009



Commercial Checking: 1852184116

Please examine this statement promptly.

If there is an inaccuracy between your records and this statement contact us as soon as possible at the telephone number or address printed on the front page. You may want to retain this statement for your records.

Balancing Your Account Before you start, please be sure to enter any transactions (interest, deposits, checks, withdrawals, including Comerica ATM Card transactions and Comerica VISA Check Card or other charges) including those shown on your statement that are not listed in your account register.

Compare the amount of each check, plus other deposits and withdrawals listed on this statement, with the amount written in your account register.

<p>A. List any deposits not shown on this statement</p> <table border="1" style="width: 100%; border-collapse: collapse;"> <thead> <tr> <th style="width: 25%;">Date</th> <th style="width: 75%;">Amount</th> </tr> </thead> <tbody> <tr><td> </td><td> </td></tr> <tr><td> </td><td> </td></tr> <tr><td> </td><td> </td></tr> <tr><td> </td><td> </td></tr> <tr><td> </td><td> </td></tr> <tr><td> </td><td> </td></tr> <tr><td> </td><td> </td></tr> <tr><td> </td><td> </td></tr> <tr><td> </td><td> </td></tr> <tr><td> </td><td> </td></tr> </tbody> </table> <p>Total A: \$ _____</p>	Date	Amount																					<p>B. List all checks and other withdrawals not shown on this statement</p> <table border="1" style="width: 100%; border-collapse: collapse;"> <thead> <tr> <th style="width: 25%;">Check Number</th> <th style="width: 75%;">Amount</th> </tr> </thead> <tbody> <tr><td> </td><td> </td></tr> <tr><td> </td><td> </td></tr> <tr><td> </td><td> </td></tr> <tr><td> </td><td> </td></tr> <tr><td> </td><td> </td></tr> <tr><td> </td><td> </td></tr> <tr><td> </td><td> </td></tr> <tr><td> </td><td> </td></tr> <tr><td> </td><td> </td></tr> <tr><td> </td><td> </td></tr> </tbody> </table> <p>Total B: \$ _____</p>	Check Number	Amount																					<p>Enter Balance from last date on this statement \$ _____</p> <p>Plus Total A +\$ _____</p> <p>Equals =\$ _____</p> <p>Minus Total B -\$ _____</p> <p>Equals Your Current Balance =\$ _____</p>
Date	Amount																																													
Check Number	Amount																																													

Case of Errors or Questions About Your Electronic Transfers
 If you think your statement or receipt is wrong or if you need more information about a transfer listed on the statement, call or write us as possible at the telephone number and address printed on the front page. For pre-authorized transfers (e.g. insurance payments, etc.) contact us on the front page of this statement or write the Electronic Services Department, Attn: Research, P.O. Box 75000, Detroit, Michigan 48275-7570. For Comerica ATM Card or Comerica Visa Check Card transactions, call the number printed on the front page of this statement or write us at Electronic Processing, P.O. Box 75000, Detroit, Michigan 48275-7584. For business account electronic transactions, we must be notified no later than 30 days after we sent the FIRST statement on which the problem or error appeared.

- I. tell us your name and account number;
- II. describe the error or transfer you are unsure about, and explain as clearly as you can why you believe it is an error or why information;
- III. tell us the dollar amount of the suspected error.

80111

CYNERGY DATA LLC
FBO CYNERGY DATA GROUP INC
10915 14TH AVE
COLLEGE POINT NY 11356-1400

**Business Money Market Account
statement**

September 1, 2009 to September 30, 2009
Account number 1852124682

Account summary

Beginning balance on September 1, 2009	\$186.10
Plus deposits	
Interest	\$0.01
Less withdrawals	
Fees and service charges	-\$23.04
Ending balance on September 30, 2009	\$163.07

Interest rates on September 30, 2009

Interest rates we paid at the end of this statement period:

- on balances of \$1 to \$4,999 : 0.05%
- on balances of \$5,000 to \$14,999 : 0.05%
- on balances of \$15,000 to \$24,999 : 0.15%
- on balances of \$25,000 to \$49,999 : 0.15%
- on balances of \$50,000 to \$99,999 : 0.15%
- on balances of \$100,000 to \$499,999 : 0.30%
- on balances of \$500,000 to \$999,999 : 0.40%
- on balances of \$1,000,000 or more: 0.50%

Summary of interest earned

- Interest paid to you this statement period: \$0.01
- Total interest paid to you this year: \$0.18

To contact us

Call
(313) 564-5717
Hearing impaired (TDD 800 822-6546)

Visit our web site
www.comerica.com

Write to us
COMERICA BANK
PO BOX 75000
DETROIT, MI 48275-8111

Important information

Capturing deposits has never been more convenient. With Comerica Business Deposit Capture (SM) you can scan and send checks directly from your office to your Comerica business checking account anytime you want. It saves you time and cost from trips to the bank, and gives you extended hours for making deposits. Please contact your Treasury Management Sales Officer today for more details.

The FDIC Charge for September is \$.20/\$1,000.

Thank you

Thank you for being a Comerica customer. We value the trust and confidence that you continue to place in us.

80111

CYNERGY DATA LLC
10915 14TH AVE STE 200
COLLEGE POINT NY 11356-1400

a347

**Business Money Market Account
statement**

September 1, 2009 to September 30, 2009
Account number 1852196334

Account summary

Beginning balance on September 1, 2009	\$31,493.94
Plus deposits	
Interest	\$3.88
Less withdrawals	
Fees and service charges	-\$11.30
Ending balance on September 30, 2009	\$31,486.52

Interest rates on September 30, 2009

Interest rates we paid at the end of this statement period:

- on balances of \$1 to \$4,999 : 0.05%
- on balances of \$5,000 to \$14,999 : 0.05%
- on balances of \$15,000 to \$24,999 : 0.15%
- on balances of \$25,000 to \$49,999 : 0.15%
- on balances of \$50,000 to \$99,999 : 0.15%
- on balances of \$100,000 to \$499,999 : 0.30%
- on balances of \$500,000 to \$999,999 : 0.40%
- on balances of \$1,000,000 or more: 0.50%

Summary of interest earned

- Interest paid to you this statement period: \$3.88
- Total interest paid to you this year: \$33.53

To contact us

Call
(313) 564-5717
Hearing impaired (TDD 800 822-6546)

Visit our web site
www.comerica.com

Write to us
COMERICA BANK
PO BOX 75000
DETROIT, MI 48275-8111

Important information

Capturing deposits has never been more convenient. With Comerica Business Deposit Capture (SM) you can scan and send checks directly from your office to your Comerica business checking account anytime you want. It saves you time and cost from trips to the bank, and gives you extended hours for making deposits. Please contact your Treasury Management Sales Officer today for more details.

The FDIC Charge for September is \$.20/\$1,000.

Thank you

Thank you for being a Comerica customer. We value the trust and confidence that you continue to place in us.

80111

CYNERGY DATA LLC
FBO CPS OF NEW YORK INC
45 W 36TH ST FL 6
NEW YORK NY 10018-7635

9742

**Business Money Market Account
statement**

September 1, 2009 to September 30, 2009
Account number 1852196565

Account summary

Beginning balance on September 1, 2009	\$176,305.09
Plus deposits	
Interest	\$43.52
Transfers from other accounts	\$6,286.44
Less withdrawals	
Fees and service charges	-\$39.42
Ending balance on September 30, 2009	\$182,595.63

Interest rates on September 30, 2009

Interest rates we paid at the end of this statement period:

- on balances of \$1 to \$4,999 : 0.05%
- on balances of \$5,000 to \$14,999 : 0.05%
- on balances of \$15,000 to \$24,999 : 0.15%
- on balances of \$25,000 to \$49,999 : 0.15%
- on balances of \$50,000 to \$99,999 : 0.15%
- on balances of \$100,000 to \$499,999 : 0.30%
- on balances of \$500,000 to \$999,999 : 0.40%
- on balances of \$1,000,000 or more: 0.50%

Summary of interest earned

- Interest paid to you this statement period: \$43.52
- Total interest paid to you this year: \$351.44

To contact us

Call
(313) 564-5717
Hearing impaired (TDD 800 822-6546)

Visit our web site
www.comerica.com

Write to us
COMERICA BANK
PO BOX 75000
DETROIT, MI 48275-8111

Important information

Capturing deposits has never been more convenient. With Comerica Business Deposit Capture (SM) you can scan and send checks directly from your office to your Comerica business checking account anytime you want. It saves you time and cost from trips to the bank, and gives you extended hours for making deposits. Please contact your Treasury Management Sales Officer today for more details.

The FDIC Charge for September is \$.20/\$1,000.

Thank you

Thank you for being a Comerica customer. We value the trust and confidence that you continue to place in us.

80111

CYNERGY DATA LLC
FBO SHIMGIL HOLDINGS
10915 14TH AVE STE 200
COLLEGE POINT NY 11356-1400

9395

Business Money Market Account statement

September 1, 2009 to September 30, 2009

Account number 1852196110

Account summary

Beginning balance on September 1, 2009	\$39,391.08
Plus deposits	
Interest	\$4.86
Transfers from other accounts	\$512.37
Less withdrawals	
Fees and service charges	-\$12.80
Ending balance on September 30, 2009	\$39,895.51

Interest rates on September 30, 2009

Interest rates we paid at the end of this statement period:

- on balances of \$1 to \$4,999 : 0.05%
- on balances of \$5,000 to \$14,999 : 0.05%
- on balances of \$15,000 to \$24,999 : 0.15%
- on balances of \$25,000 to \$49,999 : 0.15%
- on balances of \$50,000 to \$99,999 : 0.15%
- on balances of \$100,000 to \$499,999 : 0.30%
- on balances of \$500,000 to \$999,999 : 0.40%
- on balances of \$1,000,000 or more: 0.50%

Summary of interest earned

- Interest paid to you this statement period: \$4.86
- Total interest paid to you this year: \$37.78

To contact us

Call
(313) 564-5717
Hearing impaired (TDD 800 822-6546)

Visit our web site
www.comerica.com

Write to us
COMERICA BANK
PO BOX 75000
DETROIT, MI 48275-8111

Important information

Capturing deposits has never been more convenient. With Comerica Business Deposit Capture (SM) you can scan and send checks directly from your office to your Comerica business checking account anytime you want. It saves you time and cost from trips to the bank, and gives you extended hours for making deposits. Please contact your Treasury Management Sales Officer today for more details.

The FDIC Charge for September is \$.20/\$1,000.

Thank you

Thank you for being a Comerica customer. We value the trust and confidence that you continue to place in us.

80111

CYNERGY DATA LLC
FBO PROCESS AMERICA
10915 14TH AVE
COLLEGE POINT NY 11356-1400

**Business Money Market Account
statement**

September 1, 2009 to September 30, 2009
Account number 1852252285

Account summary

Beginning balance on September 1, 2009	\$400,011.96
Plus deposits	
Interest	\$86.78
Less withdrawals	
Fees and service charges	-\$83.04
Transfers to other accounts	-\$144,035.25
Ending balance on September 30, 2009	\$255,980.45

Interest rates on September 30, 2009

Interest rates we paid at the end of this statement period:

- on balances of \$1 to \$4,999 : 0.05%
- on balances of \$5,000 to \$14,999 : 0.05%
- on balances of \$15,000 to \$24,999 : 0.15%
- on balances of \$25,000 to \$49,999 : 0.15%
- on balances of \$50,000 to \$99,999 : 0.15%
- on balances of \$100,000 to \$499,999 : 0.30%
- on balances of \$500,000 to \$999,999 : 0.40%
- on balances of \$1,000,000 or more: 0.50%

Summary of interest earned

- Interest paid to you this statement period: \$86.78
- Total interest paid to you this year: \$791.51

To contact us

Call
(313) 564-5717
Hearing impaired (TDD 800 822-6546)

Visit our web site
www.comerica.com

Write to us
COMERICA BANK
PO BOX 75000
DETROIT, MI 48275-8111

Important information

Capturing deposits has never been more convenient. With Comerica Business Deposit Capture (SM) you can scan and send checks directly from your office to your Comerica business checking account anytime you want. It saves you time and cost from trips to the bank, and gives you extended hours for making deposits. Please contact your Treasury Management Sales Officer today for more details.

The FDIC Charge for September is \$.20/\$1,000.

Thank you

Thank you for being a Comerica customer. We value the trust and confidence that you continue to place in us.

80111

CYNERGY DATA LLC
FBO PREMIER MERCHANT SERVICES
10915 14TH AVE
COLLEGE POINT NY 11356-1400

**Business Money Market Account
statement**

September 1, 2009 to September 30, 2009
Account number 1852252293

Account summary

Beginning balance on September 1, 2009	\$71,805.16
Plus deposits	
Interest	\$8.86
Transfers from other accounts	\$2,046.02
Less withdrawals	
Fees and service charges	-\$19.05
Ending balance on September 30, 2009	\$73,840.99

Interest rates on September 30, 2009

Interest rates we paid at the end of this statement period:

- on balances of \$1 to \$4,999 : 0.05%
- on balances of \$5,000 to \$14,999 : 0.05%
- on balances of \$15,000 to \$24,999 : 0.15%
- on balances of \$25,000 to \$49,999 : 0.15%
- on balances of \$50,000 to \$99,999 : 0.15%
- on balances of \$100,000 to \$499,999 : 0.30%
- on balances of \$500,000 to \$999,999 : 0.40%
- on balances of \$1,000,000 or more: 0.50%

Summary of interest earned

- Interest paid to you this statement period: \$8.86
- Total interest paid to you this year: \$100.04

To contact us

Call
(313) 564-5717
Hearing impaired (TDD 800 822-6546)

Visit our web site
www.comerica.com

Write to us

COMERICA BANK
PO BOX 75000
DETROIT, MI 48275-8111

Important information

Capturing deposits has never been more convenient. With Comerica Business Deposit Capture (SM) you can scan and send checks directly from your office to your Comerica business checking account anytime you want. It saves you time and cost from trips to the bank, and gives you extended hours for making deposits. Please contact your Treasury Management Sales Officer today for more details.

The FDIC Charge for September is \$.20/\$1,000.

Thank you

Thank you for being a Comerica customer. We value the trust and confidence that you continue to place in us.

80111

CYNERGY DATA LLC
FBO PIVOTAL PAYMENTS
10915 14TH AVE
COLLEGE POINT NY 11356-1400

**Business Money Market Account
statement**

September 1, 2009 to September 30, 2009
Account number 1852196094

Account summary

Beginning balance on September 1, 2009	\$385,312.29
Plus deposits	
Interest	\$249.27
Transfers from other accounts	\$1,104,323.74
Less withdrawals	
Fees and service charges	-\$80.71
Ending balance on September 30, 2009	\$1,489,804.59

Interest rates on September 30, 2009

Interest rates we paid at the end of this statement period:

- on balances of \$1 to \$4,999 : 0.05%
- on balances of \$5,000 to \$14,999 : 0.05%
- on balances of \$15,000 to \$24,999 : 0.15%
- on balances of \$25,000 to \$49,999 : 0.15%
- on balances of \$50,000 to \$99,999 : 0.15%
- on balances of \$100,000 to \$499,999 : 0.30%
- on balances of \$500,000 to \$999,999 : 0.40%
- on balances of \$1,000,000 or more: 0.50%

Summary of interest earned

- Interest paid to you this statement period: \$249.27
- Total interest paid to you this year: \$981.30

To contact us

Call
(313) 564-5717
Hearing impaired (TDD 800 822-6546)

Visit our web site
www.comerica.com

Write to us
COMERICA BANK
PO BOX 75000
DETROIT, MI 48275-8111

Important information

Capturing deposits has never been more convenient. With Comerica Business Deposit Capture (SM) you can scan and send checks directly from your office to your Comerica business checking account anytime you want. It saves you time and cost from trips to the bank, and gives you extended hours for making deposits. Please contact your Treasury Management Sales Officer today for more details.

The FDIC Charge for September is \$.20/\$1,000.

Thank you

Thank you for being a Comerica customer. We value the trust and confidence that you continue to place in us.

80111

CYNERGY DATA LLC
FBO NXGEN
10915 14TH AVE
COLLEGE POINT NY 11356-1400

**Business Money Market Account
statement**

September 1, 2009 to September 30, 2009
Account number 1851398071

Account summary

Beginning balance
on September 1, 2009 **\$175,200.02**

Plus deposits

Interest **\$43.24**
Transfers from other accounts **\$5,352.05**

Less withdrawals

Fees and service charges **-\$39.23**

Ending balance
on September 30, 2009 **\$180,556.08**

Interest rates on September 30, 2009

Interest rates we paid at the end of this statement period:

- on balances of \$1 to \$4,999 : 0.05%
- on balances of \$5,000 to \$14,999 : 0.05%
- on balances of \$15,000 to \$24,999 : 0.15%
- on balances of \$25,000 to \$49,999 : 0.15%
- on balances of \$50,000 to \$99,999 : 0.15%
- on balances of \$100,000 to \$499,999 : 0.30%
- on balances of \$500,000 to \$999,999 : 0.40%
- on balances of \$1,000,000 or more: 0.50%

Summary of interest earned

- Interest paid to you this statement period: \$43.24
- Total interest paid to you this year: \$358.87

To contact us

Call
(313) 564-5717
Hearing impaired (TDD 800 822-6546)

Visit our web site
www.comerica.com

Write to us

COMERICA BANK
PO BOX 75000
DETROIT, MI 48275-8111

Important information

Capturing deposits has never been more convenient. With Comerica Business Deposit Capture (SM) you can scan and send checks directly from your office to your Comerica business checking account anytime you want. It saves you time and cost from trips to the bank, and gives you extended hours for making deposits. Please contact your Treasury Management Sales Officer today for more details.

The FDIC Charge for September is \$.20/\$1,000.

Thank you

Thank you for being a Comerica customer. We value the trust and confidence that you continue to place in us.

80111

CPS GROUP INC
DBA CYNERGY DATA
FBO MERCHANT PROCESSING SERVICES CORP
45 W 36TH ST FL 6
NEW YORK NY 10018-7635

**Business Money Market Account
statement**

September 1, 2009 to September 30, 2009
Account number 1852196482

Account summary

Beginning balance on September 1, 2009	\$269,309.56
Plus deposits	
Interest	\$66.39
Less withdrawals	
Fees and service charges	-\$58.85
Ending balance on September 30, 2009	\$269,317.10

Interest rates on September 30, 2009

Interest rates we paid at the end of this statement period:

- on balances of \$1 to \$4,999 : 0.05%
- on balances of \$5,000 to \$14,999 : 0.05%
- on balances of \$15,000 to \$24,999 : 0.15%
- on balances of \$25,000 to \$49,999 : 0.15%
- on balances of \$50,000 to \$99,999 : 0.15%
- on balances of \$100,000 to \$499,999 : 0.30%
- on balances of \$500,000 to \$999,999 : 0.40%
- on balances of \$1,000,000 or more: 0.50%

Summary of interest earned

- Interest paid to you this statement period: \$66.39
- Total interest paid to you this year: \$660.36

To contact us

Call
(313) 564-5717
Hearing impaired (TDD 800 822-6546)

Visit our web site
www.comerica.com

Write to us
COMERICA BANK
PO BOX 75000
DETROIT, MI 48275-8111

Important information

Capturing deposits has never been more convenient. With Comerica Business Deposit Capture (SM) you can scan and send checks directly from your office to your Comerica business checking account anytime you want. It saves you time and cost from trips to the bank, and gives you extended hours for making deposits. Please contact your Treasury Management Sales Officer today for more details.

The FDIC Charge for September is \$.20/\$1,000.

Thank you

Thank you for being a Comerica customer. We value the trust and confidence that you continue to place in us.

80111

CYNERGY DATA LLC
FBO TRANSACTION ACCEPTANCE CORP
10915 14TH AVE
COLLEGE POINT NY 11356-1400

**Business Money Market Account
statement**

September 1, 2009 to September 30, 2009
Account number 1852252616

Account summary

Beginning balance on September 1, 2009	\$76,103.10
Plus deposits	
Interest	\$9.38
Less withdrawals	
Fees and service charges	-\$20.22
Ending balance on September 30, 2009	\$76,092.26

Interest rates on September 30, 2009

Interest rates we paid at the end of this statement period:

- on balances of \$1 to \$4,999 : 0.05%
- on balances of \$5,000 to \$14,999 : 0.05%
- on balances of \$15,000 to \$24,999 : 0.15%
- on balances of \$25,000 to \$49,999 : 0.15%
- on balances of \$50,000 to \$99,999 : 0.15%
- on balances of \$100,000 to \$499,999 : 0.30%
- on balances of \$500,000 to \$999,999 : 0.40%
- on balances of \$1,000,000 or more: 0.50%

Summary of interest earned

- Interest paid to you this statement period: \$9.38
- Total interest paid to you this year: \$112.90

To contact us

Call
(313) 564-5717
Hearing impaired (TDD 800 822-6546)

Visit our web site
www.comerica.com

Write to us
COMERICA BANK
PO BOX 75000
DETROIT, MI 48275-8111

Important information

Capturing deposits has never been more convenient. With Comerica Business Deposit Capture (SM) you can scan and send checks directly from your office to your Comerica business checking account anytime you want. It saves you time and cost from trips to the bank, and gives you extended hours for making deposits. Please contact your Treasury Management Sales Officer today for more details.

The FDIC Charge for September is \$.20/\$1,000.

Thank you

Thank you for being a Comerica customer. We value the trust and confidence that you continue to place in us.

80111

CYNERGY DATA LLC
FBO EPAY DAT INC OFC 11317
45 W 36TH ST FL 6
NEW YORK NY 10018-7635

**Business Money Market Account
statement**

September 1, 2009 to September 30, 2009
Account number 1852196805

Account summary

Beginning balance on September 1, 2009	\$222,001.26
Plus deposits	
Interest	\$54.79
Transfers from other accounts	\$7,198.76
Less withdrawals	
Fees and service charges	-\$48.20
Ending balance on September 30, 2009	\$229,206.61

Interest rates on September 30, 2009

Interest rates we paid at the end of this statement period:

- on balances of \$1 to \$4,999 : 0.05%
- on balances of \$5,000 to \$14,999 : 0.05%
- on balances of \$15,000 to \$24,999 : 0.15%
- on balances of \$25,000 to \$49,999 : 0.15%
- on balances of \$50,000 to \$99,999 : 0.15%
- on balances of \$100,000 to \$499,999 : 0.30%
- on balances of \$500,000 to \$999,999 : 0.40%
- on balances of \$1,000,000 or more: 0.50%

Summary of interest earned

- Interest paid to you this statement period: \$54.79
- Total interest paid to you this year: \$443.52

To contact us

Call
(313) 564-5717
Hearing impaired (TDD 800 822-6546)

Visit our web site
www.comerica.com

Write to us
COMERICA BANK
PO BOX 75000
DETROIT, MI 48275-8111

Important information

Capturing deposits has never been more convenient. With Comerica Business Deposit Capture (SM) you can scan and send checks directly from your office to your Comerica business checking account anytime you want. It saves you time and cost from trips to the bank, and gives you extended hours for making deposits. Please contact your Treasury Management Sales Officer today for more details.

The FDIC Charge for September is \$.20/\$1,000.

Thank you

Thank you for being a Comerica customer. We value the trust and confidence that you continue to place in us.

80111

CYNERGY DATA LLC
FBO EQUITY COMMERCE
10915 14TH AVE
COLLEGE POINT NY 11356-1400

**Business Money Market Account
statement**

September 1, 2009 to September 30, 2009
Account number 1852252327

Account summary

Beginning balance on September 1, 2009	\$224,789.95
Plus deposits	
Interest	\$55.47
Transfers from other accounts	\$6,085.56
Less withdrawals	
Fees and service charges	-\$49.05
Ending balance on September 30, 2009	\$230,881.93

Interest rates on September 30, 2009

Interest rates we paid at the end of this statement period:

- on balances of \$1 to \$4,999 : 0.05%
- on balances of \$5,000 to \$14,999 : 0.05%
- on balances of \$15,000 to \$24,999 : 0.15%
- on balances of \$25,000 to \$49,999 : 0.15%
- on balances of \$50,000 to \$99,999 : 0.15%
- on balances of \$100,000 to \$499,999 : 0.30%
- on balances of \$500,000 to \$999,999 : 0.40%
- on balances of \$1,000,000 or more: 0.50%

Summary of interest earned

- Interest paid to you this statement period: \$55.47
- Total interest paid to you this year: \$476.16

To contact us

Call
(313) 564-5717
Hearing impaired (TDD 800 822-6546)

Visit our web site
www.comerica.com

Write to us
COMERICA BANK
PO BOX 75000
DETROIT, MI 48275-8111

Important information

Capturing deposits has never been more convenient. With Comerica Business Deposit Capture (SM) you can scan and send checks directly from your office to your Comerica business checking account anytime you want. It saves you time and cost from trips to the bank, and gives you extended hours for making deposits. Please contact your Treasury Management Sales Officer today for more details.

The FDIC Charge for September is \$.20/\$1,000.

Thank you

Thank you for being a Comerica customer. We value the trust and confidence that you continue to place in us.

80111

CYNERGY DATA LLC
FBO AFFINISCAPE
10915 14TH AVE
COLLEGE POINT NY 11356-1400

**Business Money Market Account
statement**

September 1, 2009 to September 30, 2009
Account number 1852252301

Account summary

Beginning balance on September 1, 2009	\$107,834.36
Plus deposits	
Interest	\$25.69
<hr/>	
Less withdrawals	
Fees and service charges	-\$25.86
Transfers to other accounts	-\$7,802.50
<hr/>	
Ending balance on September 30, 2009	\$100,031.69

Interest rates on September 30, 2009

Interest rates we paid at the end of this statement period:

- on balances of \$1 to \$4,999 : 0.05%
- on balances of \$5,000 to \$14,999 : 0.05%
- on balances of \$15,000 to \$24,999 : 0.15%
- on balances of \$25,000 to \$49,999 : 0.15%
- on balances of \$50,000 to \$99,999 : 0.15%
- on balances of \$100,000 to \$499,999 : 0.30%
- on balances of \$500,000 to \$999,999 : 0.40%
- on balances of \$1,000,000 or more: 0.50%

Summary of interest earned

- Interest paid to you this statement period: \$25.69
- Total interest paid to you this year: \$153.39

To contact us

Call
(313) 564-5717
Hearing impaired (TDD 800 822-6546)

Visit our web site
www.comerica.com

Write to us
COMERICA BANK
PO BOX 75000
DETROIT, MI 48275-8111

Important information

Capturing deposits has never been more convenient. With Comerica Business Deposit Capture (SM) you can scan and send checks directly from your office to your Comerica business checking account anytime you want. It saves you time and cost from trips to the bank, and gives you extended hours for making deposits. Please contact your Treasury Management Sales Officer today for more details.

The FDIC Charge for September is \$.20/\$1,000.

Thank you

Thank you for being a Comerica customer. We value the trust and confidence that you continue to place in us.

80111

CYNERGY DATA LLC
FBO GRAVITY PAYMENTS
45 W 36TH ST FL 6
NEW YORK NY 10018-7635

**Business Money Market Account
statement**

September 1, 2009 to September 30, 2009
Account number 1852196557

Account summary

Beginning balance on September 1, 2009	\$208,679.26
Plus deposits	
Interest	\$51.45
Less withdrawals	
Fees and service charges	-\$46.73
Ending balance on September 30, 2009	\$208,683.98

Interest rates on September 30, 2009

Interest rates we paid at the end of this statement period:

- on balances of \$1 to \$4,999 : 0.05%
- on balances of \$5,000 to \$14,999 : 0.05%
- on balances of \$15,000 to \$24,999 : 0.15%
- on balances of \$25,000 to \$49,999 : 0.15%
- on balances of \$50,000 to \$99,999 : 0.15%
- on balances of \$100,000 to \$499,999 : 0.30%
- on balances of \$500,000 to \$999,999 : 0.40%
- on balances of \$1,000,000 or more: 0.50%

Summary of interest earned

- Interest paid to you this statement period: \$51.45
- Total interest paid to you this year: \$500.67

To contact us

Call
(313) 564-5717
Hearing impaired (TDD 800 822-6546)

Visit our web site
www.comerica.com

Write to us
COMERICA BANK
PO BOX 75000
DETROIT, MI 48275-8111

Important information

Capturing deposits has never been more convenient. With Comerica Business Deposit Capture (SM) you can scan and send checks directly from your office to your Comerica business checking account anytime you want. It saves you time and cost from trips to the bank, and gives you extended hours for making deposits. Please contact your Treasury Management Sales Officer today for more details.

The FDIC Charge for September is \$.20/\$1,000.

Thank you

Thank you for being a Comerica customer. We value the trust and confidence that you continue to place in us.

80111

CYNERGY DATA LLC
FBO FAST TRANSACT INC
45 W 36TH ST FL 6
NEW YORK NY 10018-7635

**Business Money Market Account
statement**

September 1, 2009 to September 30, 2009
Account number 1852196532

Account summary

Beginning balance on September 1, 2009	\$217,117.89
Plus deposits	
Interest	\$53.53
Less withdrawals	
Fees and service charges	-\$48.42
Ending balance on September 30, 2009	\$217,123.00

Interest rates on September 30, 2009

Interest rates we paid at the end of this statement period:

- on balances of \$1 to \$4,999 : 0.05%
- on balances of \$5,000 to \$14,999 : 0.05%
- on balances of \$15,000 to \$24,999 : 0.15%
- on balances of \$25,000 to \$49,999 : 0.15%
- on balances of \$50,000 to \$99,999 : 0.15%
- on balances of \$100,000 to \$499,999 : 0.30%
- on balances of \$500,000 to \$999,999 : 0.40%
- on balances of \$1,000,000 or more: 0.50%

Summary of interest earned

- Interest paid to you this statement period: \$53.53
- Total interest paid to you this year: \$505.91

To contact us

Call
(313) 564-5717
Hearing impaired (TDD 800 822-6546)

Visit our web site
www.comerica.com

Write to us

COMERICA BANK
PO BOX 75000
DETROIT, MI 48275-8111

Important information

Capturing deposits has never been more convenient. With Comerica Business Deposit Capture (SM) you can scan and send checks directly from your office to your Comerica business checking account anytime you want. It saves you time and cost from trips to the bank, and gives you extended hours for making deposits. Please contact your Treasury Management Sales Officer today for more details.

The FDIC Charge for September is \$.20/\$1,000.

Thank you

Thank you for being a Comerica customer. We value the trust and confidence that you continue to place in us.

80111

CPS GROUP INC
DBA CYNERGY DATA
FBO ETC HOLDINGS LLC
45 W 36TH ST FL 6
NEW YORK NY 10018-7635

**Business Money Market Account
statement**

September 1, 2009 to September 30, 2009
Account number 1852196508

Account summary

Beginning balance on September 1, 2009	\$49,981.32
Plus deposits	
Interest	\$6.16
Less withdrawals	
Fees and service charges	-\$15.73
Ending balance on September 30, 2009	\$49,971.75

Interest rates on September 30, 2009

Interest rates we paid at the end of this statement period:

- on balances of \$1 to \$4,999 : 0.05%
- on balances of \$5,000 to \$14,999 : 0.05%
- on balances of \$15,000 to \$24,999 : 0.15%
- on balances of \$25,000 to \$49,999 : 0.15%
- on balances of \$50,000 to \$99,999 : 0.15%
- on balances of \$100,000 to \$499,999 : 0.30%
- on balances of \$500,000 to \$999,999 : 0.40%
- on balances of \$1,000,000 or more: 0.50%

Summary of interest earned

- Interest paid to you this statement period: \$6.16
- Total interest paid to you this year: \$225.97

To contact us

Call
(313) 564-5717
Hearing impaired (TDD 800 822-6546)

Visit our web site
www.comerica.com

Write to us
COMERICA BANK
PO BOX 75000
DETROIT, MI 48275-8111

Important information

Capturing deposits has never been more convenient. With Comerica Business Deposit Capture (SM) you can scan and send checks directly from your office to your Comerica business checking account anytime you want. It saves you time and cost from trips to the bank, and gives you extended hours for making deposits. Please contact your Treasury Management Sales Officer today for more details.

The FDIC Charge for September is \$.20/\$1,000.

Thank you

Thank you for being a Comerica customer. We value the trust and confidence that you continue to place in us.

80111

CYNERGY DATA LLC
FBO DEBIT TECHNOLOGIES INC
45 W 36TH ST FL 6
NEW YORK NY 10018-7635

**Business Money Market Account
statement**

September 1, 2009 to September 30, 2009
Account number 1852196581

Account summary

Beginning balance on September 1, 2009	\$133,634.95
Plus deposits	
Interest	\$32.98
Transfers from other accounts	\$3,785.25
Less withdrawals	
Fees and service charges	-\$31.05
Ending balance on September 30, 2009	\$137,422.13

Interest rates on September 30, 2009

Interest rates we paid at the end of this statement period:

- on balances of \$1 to \$4,999 : 0.05%
- on balances of \$5,000 to \$14,999 : 0.05%
- on balances of \$15,000 to \$24,999 : 0.15%
- on balances of \$25,000 to \$49,999 : 0.15%
- on balances of \$50,000 to \$99,999 : 0.15%
- on balances of \$100,000 to \$499,999 : 0.30%
- on balances of \$500,000 to \$999,999 : 0.40%
- on balances of \$1,000,000 or more: 0.50%

Summary of interest earned

- Interest paid to you this statement period: \$32.98
- Total interest paid to you this year: \$277.58

To contact us

Call
(313) 564-5717
Hearing impaired (TDD 800 822-6546)

Visit our web site
www.comerica.com

Write to us
COMERICA BANK
PO BOX 75000
DETROIT, MI 48275-8111

Important information

Capturing deposits has never been more convenient. With Comerica Business Deposit Capture (SM) you can scan and send checks directly from your office to your Comerica business checking account anytime you want. It saves you time and cost from trips to the bank, and gives you extended hours for making deposits. Please contact your Treasury Management Sales Officer today for more details.

The FDIC Charge for September is \$.20/\$1,000.

Thank you

Thank you for being a Comerica customer. We value the trust and confidence that you continue to place in us.

80111

CYNERGY DATA LLC
FBO BANKCARD LIBERTY
45 W 36TH ST FL 6
NEW YORK NY 10018-7635

**Business Money Market Account
statement**

September 1, 2009 to September 30, 2009
Account number 1852196524

Account summary

Beginning balance on September 1, 2009	\$245,972.67
Plus deposits	
Interest	\$60.66
Transfers from other accounts	\$2,130.69
Less withdrawals	
Fees and service charges	-\$53.83
Ending balance on September 30, 2009	\$248,110.19

Interest rates on September 30, 2009

Interest rates we paid at the end of this statement period:

- on balances of \$1 to \$4,999 : 0.05%
- on balances of \$5,000 to \$14,999 : 0.05%
- on balances of \$15,000 to \$24,999 : 0.15%
- on balances of \$25,000 to \$49,999 : 0.15%
- on balances of \$50,000 to \$99,999 : 0.15%
- on balances of \$100,000 to \$499,999 : 0.30%
- on balances of \$500,000 to \$999,999 : 0.40%
- on balances of \$1,000,000 or more: 0.50%

Summary of interest earned

- Interest paid to you this statement period: \$60.66
- Total interest paid to you this year: \$562.94

To contact us

Call
(313) 564-5717
Hearing impaired (TDD 800 822-6546)

Visit our web site
www.comerica.com

Write to us
COMERICA BANK
PO BOX 75000
DETROIT, MI 48275-8111

Important information

Capturing deposits has never been more convenient. With Comerica Business Deposit Capture (SM) you can scan and send checks directly from your office to your Comerica business checking account anytime you want. It saves you time and cost from trips to the bank, and gives you extended hours for making deposits. Please contact your Treasury Management Sales Officer today for more details.

The FDIC Charge for September is \$.20/\$1,000.

Thank you

Thank you for being a Comerica customer. We value the trust and confidence that you continue to place in us.

80111

CYNERGY DATA LLC
FBO SWIPE FOR LIFE
10915 14TH AVE
COLLEGE POINT NY 11356-1400

**Business Money Market Account
statement**

September 1, 2009 to September 30, 2009
Account number 1852448859

Account summary

Beginning balance on September 1, 2009	\$201,218.17
Plus deposits	
Interest	\$49.61
Less withdrawals	
Fees and service charges	-\$45.24
Ending balance on September 30, 2009	\$201,222.54

Interest rates on September 30, 2009

Interest rates we paid at the end of this statement period:

- on balances of \$1 to \$4,999 : 0.05%
- on balances of \$5,000 to \$14,999 : 0.05%
- on balances of \$15,000 to \$24,999 : 0.15%
- on balances of \$25,000 to \$49,999 : 0.15%
- on balances of \$50,000 to \$99,999 : 0.15%
- on balances of \$100,000 to \$499,999 : 0.30%
- on balances of \$500,000 to \$999,999 : 0.40%
- on balances of \$1,000,000 or more: 0.50%

Summary of interest earned

- Interest paid to you this statement period: \$49.61
- Total interest paid to you this year: \$488.99

To contact us

Call
(313) 564-5717
Hearing impaired (TDD 800 822-6546)

Visit our web site
www.comerica.com

Write to us
COMERICA BANK
PO BOX 75000
DETROIT, MI 48275-8111

Important information

Capturing deposits has never been more convenient. With Comerica Business Deposit Capture (SM) you can scan and send checks directly from your office to your Comerica business checking account anytime you want. It saves you time and cost from trips to the bank, and gives you extended hours for making deposits. Please contact your Treasury Management Sales Officer today for more details.

The FDIC Charge for September is \$.20/\$1,000.

Thank you

Thank you for being a Comerica customer. We value the trust and confidence that you continue to place in us.

80111

CYNERGY DATA LLC
FBO PREMIER MERCHANT REWARDS
10915 14TH AVE
COLLEGE POINT NY 11356-1400

**Business Money Market Account
statement**

September 1, 2009 to September 30, 2009
Account number 1852448867

Account summary

Beginning balance on September 1, 2009	\$10,701.01
Plus deposits	
Interest	\$0.44
Transfers from other accounts	\$130.93
Less withdrawals	
Fees and service charges	-\$25.12
Ending balance on September 30, 2009	\$10,807.26

Interest rates on September 30, 2009

Interest rates we paid at the end of this statement period:

- on balances of \$1 to \$4,999 : 0.05%
- on balances of \$5,000 to \$14,999 : 0.05%
- on balances of \$15,000 to \$24,999 : 0.15%
- on balances of \$25,000 to \$49,999 : 0.15%
- on balances of \$50,000 to \$99,999 : 0.15%
- on balances of \$100,000 to \$499,999 : 0.30%
- on balances of \$500,000 to \$999,999 : 0.40%
- on balances of \$1,000,000 or more: 0.50%

Summary of interest earned

- Interest paid to you this statement period: \$0.44
- Total interest paid to you this year: \$6.31

To contact us

Call
(313) 564-5717
Hearing impaired (TDD 800 822-6546)

Visit our web site
www.comerica.com

Write to us
COMERICA BANK
PO BOX 75000
DETROIT, MI 48275-8111

Important information

Capturing deposits has never been more convenient. With Comerica Business Deposit Capture (SM) you can scan and send checks directly from your office to your Comerica business checking account anytime you want. It saves you time and cost from trips to the bank, and gives you extended hours for making deposits. Please contact your Treasury Management Sales Officer today for more details.

The FDIC Charge for September is \$.20/\$1,000.

Thank you

Thank you for being a Comerica customer. We value the trust and confidence that you continue to place in us.

80111

CYNERGY DATA LLC
FBO DIRECT TECHNOLOGY INNOVATIONS
10915 14TH AVE
COLLEGE POINT NY 11356-1400

**Business Money Market Account
statement**

September 1, 2009 to September 30, 2009
Account number 1852448842

Account summary

Beginning balance on September 1, 2009	\$80,854.48
Plus deposits	
Interest	\$9.99
Transfers from other accounts	\$4,979.29
Less withdrawals	
Fees and service charges	-\$20.44
Ending balance on September 30, 2009	\$85,823.32

Interest rates on September 30, 2009

Interest rates we paid at the end of this statement period:

- on balances of \$1 to \$4,999 : 0.05%
- on balances of \$5,000 to \$14,999 : 0.05%
- on balances of \$15,000 to \$24,999 : 0.15%
- on balances of \$25,000 to \$49,999 : 0.15%
- on balances of \$50,000 to \$99,999 : 0.15%
- on balances of \$100,000 to \$499,999 : 0.30%
- on balances of \$500,000 to \$999,999 : 0.40%
- on balances of \$1,000,000 or more: 0.50%

Summary of interest earned

- Interest paid to you this statement period: \$9.99
- Total interest paid to you this year: \$72.03

To contact us

Call
(313) 564-5717
Hearing impaired (TDD 800 822-6546)

Visit our web site
www.comerica.com

Write to us

COMERICA BANK
PO BOX 75000
DETROIT, MI 48275-8111

Important information

Capturing deposits has never been more convenient. With Comerica Business Deposit Capture (SM) you can scan and send checks directly from your office to your Comerica business checking account anytime you want. It saves you time and cost from trips to the bank, and gives you extended hours for making deposits. Please contact your Treasury Management Sales Officer today for more details.

The FDIC Charge for September is \$.20/\$1,000.

Thank you

Thank you for being a Comerica customer. We value the trust and confidence that you continue to place in us.

80111

CYNERGY DATA LLC
FBO BANCARD PAYMENT SYSTEM INC
45 W 36TH ST FL 6
NEW YORK NY 10018-7635

**Business Money Market Account
statement**

September 1, 2009 to September 30, 2009

Account number 1852196540

Account summary

Beginning balance on September 1, 2009	\$101,897.43
Plus deposits	
Interest	\$25.14
Transfers from other accounts	\$2,115.31
Less withdrawals	
Fees and service charges	-\$26.91
Ending balance on September 30, 2009	\$104,010.97

Interest rates on September 30, 2009

Interest rates we paid at the end of this statement period:

- on balances of \$1 to \$4,999 : 0.05%
- on balances of \$5,000 to \$14,999 : 0.05%
- on balances of \$15,000 to \$24,999 : 0.15%
- on balances of \$25,000 to \$49,999 : 0.15%
- on balances of \$50,000 to \$99,999 : 0.15%
- on balances of \$100,000 to \$499,999 : 0.30%
- on balances of \$500,000 to \$999,999 : 0.40%
- on balances of \$1,000,000 or more: 0.50%

Summary of interest earned

- Interest paid to you this statement period: \$25.14
- Total interest paid to you this year: \$308.51

To contact us

Call
(313) 564-5717
Hearing impaired (TDD 800 822-6546)

Visit our web site
www.comerica.com

Write to us
COMERICA BANK
PO BOX 75000
DETROIT, MI 48275-8111

Important information

Capturing deposits has never been more convenient. With Comerica Business Deposit Capture (SM) you can scan and send checks directly from your office to your Comerica business checking account anytime you want. It saves you time and cost from trips to the bank, and gives you extended hours for making deposits. Please contact your Treasury Management Sales Officer today for more details.

The FDIC Charge for September is \$.20/\$1,000.

Thank you

Thank you for being a Comerica customer. We value the trust and confidence that you continue to place in us.

Processing Fees

Check Number	CF Detail	Amount
	N/A Com Star	2,287.43
	N/A Com Star	3,838.80
		<hr/>
		6,126.23

Commission Payments

Gross Residual Amount	\$	7,116,708.72
<u>Cash payment reduced by:</u>		
10543/10570/10819	\$	(346,862.08)
11430/11443 America One	\$	(69,885.47)
9323/CDM	\$	(54,146.63)
9315/MPS	\$	(75,000.00)
A/R Offset	\$	(22,592.28)
Direct and Online	\$	(121,893.28)
Misc Residual Adj	\$	(40,998.51)
Reserves	\$	(101,641.09)
Prosperity Plus	\$	(32,777.78)
Residuals Not Paid	\$	(641.78)
Negative Residuals Recovered	\$	(1,368.82)
<u>Items NOT included in Gross Residual</u>		
Residual Adj (AP Check Run)	\$	5,907.00
Residual Adj (AP Check Run)	\$	848.00
Residual Adj (AP Check Run)	\$	1,488.00
Payment to Tribul Sub offices	\$	51,740.00
Residual Adj (AP Check Run)	\$	969.00
Residual Adj (AP Check Run)	\$	1,516.00
Direct and Online offices	\$	26,205.00
Residual Adjustment (ACH)	\$	4,295.00
Referral Residuals	\$	3,403.00
TOTAL	\$	6,345,272.00

Payroll

	Debit	Credit
Gross P/R	355,915.79	
Flex.Spend		1,248.64
401K Contrib		6,887.09
Life Ins.		973.93
ACH		212,015.00
Checks (Payroll)		16,416.34
P/C Invoice		91.08
Vendor Payment		1,519.56
Tax Liab		116,764.15
Total	355,915.79	355,915.79

PAYMENT SCHEDULE

Payment Type	Date Paid	Amount
ACH	9/18/2009	212,015.00
ACH W/D Invoice	9/18/2009	91.08
Tax Liab.	9/18/2009	116,764.15
Check (Payroll)	9/18/2009	16,416.34
Life Ins.	9/18/2009	973.93
Total Payment made 9/16		346,260.50

Operating Expenses

Check Number	CF Detail	Amount
	N/A AP Check Run	21,389.27
	N/A 401K Contribution	7,347.32
	N/A 401K Contribution	6,887.09
	N/A AP - Checks Mailed Payroll	1,248.64
	N/A AP - Checks Mailed Payroll	1,619.71
	N/A AP - Checks Mailed Payroll	1,248.64
20000	AP Check Run	2,843.03
20010	AP Check Run	2,629.60
20011	AP Check Run	1,201.00
20012	AP Check Run	2,696.48
20058	AP Check Run	167.50
20059	AP Check Run	458.54
20060	AP Check Run	1,453.98
20061	AP Check Run	241.54
20077	AP Check Run	103.96
20078	AP Check Run	3,483.86
20079	AP Check Run	6,000.00
20080	AP Check Run	6,879.59
20081	AP Check Run	624.11
20082	AP Check Run	68.60
20083	AP Check Run	121.54
20084	AP Check Run	7.26
20085	AP Check Run	366.93
20086	AP Check Run	2,150.72
20087	AP Check Run	347.24
20088	AP Check Run	203.27
20089	AP Check Run	2,743.52
20090	AP Check Run	2,715.04
20093	AP Check Run	2,250.00
20094	AP Check Run	1,553.86
20095	AP Check Run	2,970.00
20106	AP Check Run	1,500.00
20107	AP Check Run	2,804.62
20108	AP Check Run	506.27
20110	AP Check Run	458.76
20114	AP Check Run	673.94
20115	AP Check Run	835.35
20116	AP Check Run	207.77
20118	AP Check Run	417.11
20126	AP Check Run	986.13
20196	AP Check Run	2,600.00

N/A Bank Fees	35.00
N/A Bank Fees	35.00
N/A Bank Fees	35.00
N/A Bank Fees	35.00
N/A Bank Fees	35.00
N/A Bank Fees	35.00
N/A Bank Fees	35.00
N/A Bank Fees	35.00
N/A Bank Fees	35.00
N/A Bank Fees	35.00
N/A Bank Fees	35.00
N/A Bank Fees	35.00
N/A Bank Fees	35.00
N/A Bank Fees	35.00
N/A Bank Fees	35.00
N/A Bank Fees	35.00
N/A Bank Fees	35.00
N/A Bank Fees	35.00
N/A Bank Fees	35.00
N/A Bank Fees	35.00
N/A Bank Fees	35.00
N/A Bank Fees	35.00
N/A Bank Fees	35.00
N/A Bank Fees	35.00
N/A Bank Fees	35.00
N/A Bank Fees	35.00
N/A Bank Fees	120.61
N/A Bank Fees	(0.57)
N/A Bank Fees	0.40
N/A Bank Fees	11.73
N/A Bank Fees	2.65
N/A Bank Fees	27.32
N/A Bank Fees	3,087.12
N/A Con Ed	1,909.67
N/A CTS Holdings	35.08
N/A Flex Spending	144.76
N/A Flex Spending	10.00
N/A Flex Spending	65.00
N/A Flex Spending	350.00
N/A Flex Spending	85.45
N/A Flex Spending	260.00
N/A Flex Spending	257.25
N/A Flex Spending	889.43
N/A Flex Spending	80.00
N/A Flex Spending	230.00
N/A Flex Spending	281.68
N/A Flex Spending	14.99
N/A Flex Spending	278.34
N/A Flex Spending	98.81
N/A Florida Rent	2,660.00
N/A Harris Bank Fees	729.12
N/A Insurance	99,753.54
N/A Other	130.32

N/A Stale Dated Checks

(1,720.29)

N/A

109.14

Total

307,405.29

In re Cynergy Data, LLC, et al.
Debtors

Case No. 09-13038
Reporting Period: 9/1/2009 - 9/30/2009

STATEMENT OF OPERATIONS (Attached Next Page)
(Income Statement)

The Statement of Operations is to be prepared on an accrual basis. The accrual basis of accounting recognizes revenue when it is realized and expenses when they are incurred, regardless of when cash is actually received or paid.

REVENUES	Month	Cumulative Filing to Date
Gross Revenues	\$	\$
Less: Returns and Allowances		
Net Revenue	\$	\$
COST OF GOODS SOLD		
Beginning Inventory		
Add: Purchases		
Add: Cost of Labor		
Add: Other Costs (attach schedule)		
Less: Ending Inventory		
Cost of Goods Sold		
Gross Profit		
OPERATING EXPENSES		
Advertising		
Auto and Truck Expense		
Bad Debts		
Contributions		
Employee Benefits Programs		
Insider Compensation*		
Insurance		
Management Fees/Bonuses		
Office Expense		
Pension & Profit-Sharing Plans		
Repairs and Maintenance		
Rent and Lease Expense		
Salaries/Commissions/Fees		
Supplies		
Taxes - Payroll		
Taxes - Real Estate		
Taxes - Other		
Travel and Entertainment		
Utilities		
Other (attach schedule)		
Total Operating Expenses Before Depreciation		
Depreciation/Depletion/Amortization		
Net Profit (Loss) Before Other Income & Expenses		
OTHER INCOME AND EXPENSES		
Other Income (attach schedule)		
Interest Expense		
Other Expense (attach schedule)		
Net Profit (Loss) Before Reorganization Items		
REORGANIZATION ITEMS		
Professional Fees		
U. S. Trustee Quarterly Fees		
Interest Earned on Accumulated Cash from Chapter 11 (see continuation sheet)		
Gain (Loss) from Sale of Equipment		
Other Reorganization Expenses (attach schedule)		
Total Reorganization Expenses		
Income Taxes		
Net Profit (Loss)	\$	\$

*"Insider" is defined in 11 U.S.C. Section 101(31).

	<u>Sep-09</u>
Revenues	
Processing Revenue	12,835,812
Product Sales and Other	46,440
Total Income	<u>12,882,251</u>
Cost of Goods Sold	
Residual Commissions	8,105,834
Processing Fees	1,977,190
Product Cost of Sales	43,900
Residual Losses-ISOs	15,261
Total COGS	<u>10,142,185</u>
Gross Profit	2,740,066
Operating Expenses	
Payroll Expenses	688,704
Compensation to Insiders	40,000
Employment-related insurance	81,298
Selling, General & Admin Expenses	282,369
Total Operating Expenses	<u>1,092,371</u>
Net Income (Loss) Before Other Income and Expenses	1,647,695
Other Expenses	
Depreciation/Amortization	660,551
Finance Charges	1,482,202
Interest Income	(51,603)
Total Other Expenses	<u>2,091,150</u>
Net Income Before Restructuring Costs	(443,454)
Restructuring Costs	1,864,630
Net Income	<u><u>(2,308,084)</u></u>

In re Cynergy Data, LLC, et al.
 Debtors

Case No. 09-13038
 Reporting Period: 9/1/2009 - 9/30/2009

BALANCE SHEET (Attached Next Page)

The Balance Sheet is to be completed on an accrual basis only. Pre-petition liabilities must be classified separately from postpetition obligations.

ASSETS	BOOK VALUE AT END OF CURRENT REPORTING MONTH	BOOK VALUE ON PETITION DATE
CURRENT ASSETS		
Unrestricted Cash and Equivalents		
Restricted Cash and Cash Equivalents (see continuation sheet)		
Accounts Receivable (Net)		
Notes Receivable		
Inventories		
Prepaid Expenses		
Professional Retainers		
Other Current Assets (attach schedule)		
TOTAL CURRENT ASSETS	\$	\$
PROPERTY AND EQUIPMENT		
Real Property and Improvements		
Machinery and Equipment		
Furniture, Fixtures and Office Equipment		
Leasehold Improvements		
Vehicles		
Less Accumulated Depreciation		
TOTAL PROPERTY & EQUIPMENT	\$	\$
OTHER ASSETS		
Loans to Insiders*		
Other Assets (attach schedule)		
TOTAL OTHER ASSETS	\$	\$
TOTAL ASSETS	\$	\$

LIABILITIES AND OWNER EQUITY	BOOK VALUE AT END OF CURRENT REPORTING MONTH	BOOK VALUE ON PETITION DATE
LIABILITIES NOT SUBJECT TO COMPROMISE (Postpetition)		
Accounts Payable		
Taxes Payable (refer to FORM MOR-4)		
Wages Payable		
Notes Payable		
Rent / Leases - Building/Equipment		
Secured Debt / Adequate Protection Payments		
Professional Fees		
Amounts Due to Insiders*		
Other Postpetition Liabilities (attach schedule)		
TOTAL POSTPETITION LIABILITIES	\$	\$
LIABILITIES SUBJECT TO COMPROMISE (Pre-Petition)		
Secured Debt		
Priority Debt		
Unsecured Debt		
TOTAL PRE-PETITION LIABILITIES	\$	\$
TOTAL LIABILITIES	\$	\$
OWNER EQUITY		
Capital Stock		
Additional Paid-In Capital		
Partners' Capital Account		
Owner's Equity Account		
Retained Earnings - Pre-Petition		
Retained Earnings - Postpetition		
Adjustments to Owner Equity (attach schedule)		
Postpetition Contributions (Distributions) (Draws) (attach schedule)		
NET OWNER EQUITY	\$	\$
TOTAL LIABILITIES AND OWNERS' EQUITY	\$	\$

**"Insider" is defined in 11 U.S.C. Section 101(31).

	<u>Sep-09</u>
ASSETS	
Current Assets	
Cash Operations	2,197,010
Cash Reserves	24,393,004
Settlement Assets	9,818,084
Accounts Receivables - Portfolio	18,980,336
Accounts Receivables - Other	72,326
Note Receivable - Prosperity Plus LLC	9,107,942
Inventory	284,772
Other current Assets	1,325,498
Total Current Assets	<u>66,178,973</u>
Fixed Assets	
Leaschold Improvements	5,598,395
Furniture, Fixtures and Equipment	1,521,620
Computer Software	3,963,191
Gross Fixed Assets	11,083,205
Accumulated Depreciation	(4,141,428)
Net Fixed Assets	<u>6,941,777</u>
Other Assets	
Investments in affiliates	1,895,711
Officer Loans	13,053,216
Other intangible assets, net of accum amortization	39,725,008
Other Assets	1,570,216
Total Other Assets	<u>56,244,152</u>
TOTAL ASSETS	<u><u>129,364,902</u></u>
LIABILITIES & EQUITY	
Current Liabilities	
Settlement Obligations	39,062,198
Accrued Expenses	4,935,483
Accounts Payables (Pre-Petition)	3,910,812
Accounts Payables (Post-Petition)	1,982,197
Accounts Payable - Prosperity	3,033
Residual Commissions Owed (Pre-Petition)	3,526,460
Residual Commissions Owed (Post-Petition)	6,598,785
Other Current Liabilities	8,034,858
Total Current Liabilities	<u>68,053,826</u>
Long Term Liabilities	
Obligations Under Capital Leases	61,785
Long-Term Debt	138,492,757
Executive Partner Reserve	4,355,539
Interest rate swap liability at fair value	2,032,841
Total Long Term Liabilities	<u>144,942,921</u>
Total Liabilities	212,996,747
Equity	
Common stock	50,326
Retained earnings	(66,598,634)
Net Income	(17,083,537)
Total Stockholders Equity	<u>(83,631,845)</u>
TOTAL LIABILITIES AND STOCKHOLDERS EQUITY	<u><u>\$129,364,902</u></u>

In re Cynergy Data, LLC, et al.
 Debtors

Case No. 09-13038
Reporting Period: 9/1/2009 - 9/30/2009

STATUS OF POSTPETITION TAXES*

The beginning tax liability should be the ending liability from the prior month or, if this is the first report, the amount should be zero.
 Attach photocopies of IRS Form 6123 or payment receipt to verify payment or deposit of federal payroll taxes.
 Attach photocopies of any tax returns filed during the reporting period.

	Beginning Tax Liability	Amount Withheld or Accrued	Amount Paid	Date Paid	Check No. or EFT	Ending Tax Liability
Federal						
Withholding						
FICA-Employee						
FICA-Employer						
Unemployment						
Income						
Other:						
Total Federal Taxes						
State and Local						
Withholding						
Sales						
Excise						
Unemployment						
Real Property						
Personal Property						
Other:						
Total State and Local						
Total Taxes						

SUMMARY OF UNPAID POSTPETITION DEBTS

Attach aged listing of accounts payable.

	Number of Days Past Due					Total
	Current	0-30	31-60	61-90	Over 90	
Accounts Payable	1,982,196.74	-	-	-	-	1,982,196.74
Wages Payable						
Taxes Payable						
Rent/Leases-Building	-	-	-	-	-	-
Rent/Leases-Equipment						
Secured Debt/Adequate Protection Payments						
Professional Fees						
Amounts Due to Insiders**						
Other: Residual Commissions	6,598,785.00					6,598,785.00
Other:						
Total Postpetition Debts	8,580,981.74	-	-	-	-	8,580,981.74

Explain how and when the Debtor intends to pay any past-due postpetition debts.

The Debtors will pay its post-petition debts through use of cash generated from operations as described in the Cash Management Motion and Order, use of the DIP Facility as described in the DIP Motion and Order, and the use of certain sale proceeds.

* The Debtors certify that all post petition tax are current and all necessary tax returns have been filed.

**"Insider" is defined in 11 U.S.C. Section 101(31).

In re Cynergy Data, LLC, et al.
Debtors

Case No. 09-13038
Reporting Period: 9/1/2009 - 9/30/2009

SUMMARY OF UNPAID PREPETITION DEBTS (8/31/2009)

Attach aged listing of accounts payable.

	Number of Days Past Due					Total
	Current	0-30	31-60	61-90	Over 90	
Accounts Payable	2,043,616.85	1,451,797.72	278,989.90	132,325.60	(64,771.27)	3,841,958.80
Wages Payable						
Taxes Payable						
Rent/Leases-Building	21,987.01	24,688.96	-	24,688.96	520.83	71,885.76
Rent/Leases-Equipment						
Secured Debt/Adequate Protection Payments						
Professional Fees						
Amounts Due to Insiders*						
Other: Residual Commissions				3,526,460.00		3,526,460.00
Other:						
Total Prepetition Debts	2,065,603.86	1,476,486.68	278,989.90	3,683,474.56	(64,250.44)	7,440,304.56

*"Insider" is defined in 11 U.S.C. Section 101(31).

Post-Petition AP Aging (Includes Pre-Petition Balances)

	Current	1 - 30	31 - 60	61 - 90	> 90	TOTAL
45 WEST 36TH STREET REALTY CO.	0.00	24,688.96	24,688.96	0.00	25,209.79	74,587.71
A CLOSE FINISH LTD	0.00	0.00	0.00	3,668.00	0.00	3,668.00
ABERDEEN HOME REPAIR-MERCHANT	65.00	0.00	0.00	0.00	0.00	65.00
ACCURINT	163.31	163.31	162.56	162.56	0.00	651.74
ACUMEN AUDIO INC-MERCHANT	32.05	0.00	0.00	0.00	0.00	32.05
ADT SECURITY SERVICES, INC	0.00	0.00	751.02	0.00	1,224.04	1,975.06
AICCO, INC	0.00	-20,370.73	0.00	0.00	0.00	-20,370.73
AMERICAN EXPRESS BUSINESS MANAGEMENT	5,495.83	2,814.28	0.00	0.00	0.00	8,310.11
AMERICAN EXPRESS CENTURION CARD	0.00	4,431.28	0.00	0.00	0.00	4,431.28
AMPLE INDUSTRIES, INC	0.00	0.00	0.00	726.97	0.00	726.97
ANIMAL KARE CENTER OF PADUCAH PLLC-MERCHA	7,938.49	0.00	0.00	0.00	0.00	7,938.49
ARVELO ARCHITECTURE+DESIGN, PLLC	0.00	0.00	0.00	0.00	4,292.80	4,292.80
AT&T-832514844-PRE-PETITION	270.38	886.57	0.00	0.00	0.00	1,156.95
AT&T WIRELESS-995010985 / CINGULAR	8,131.89	0.00	10,888.77	10,204.71	0.00	29,225.37
AVALON RIVERVIEW NORTH	0.00	3,045.00	0.00	0.00	0.00	3,045.00
BARGER & WOLEN LLP	0.00	0.00	1,750.10	0.00	0.00	1,750.10
BARRY J STEIN-MERCHANT	3,481.72	0.00	0.00	0.00	0.00	3,481.72
BASIN HAULAGE INC - BHI	0.00	137.18	195.08	0.00	0.00	332.26
BBH SOLUTIONS, INC.	0.00	0.00	2,936.95	0.00	0.00	2,936.95
BENILEVI DESIGNS INC-MERCHANT	2,500.00	0.00	0.00	0.00	0.00	2,500.00
BILSCARD NEW YORK INC	0.00	25.74	0.00	0.00	0.00	25.74
BUSINESS ONLY BROADBAND-BOB	0.00	-1,700.00	0.00	0.00	0.00	-1,700.00
CALLAN, KOSTER, BRADY & BRENNAN, LLP	0.00	1,372.50	0.00	2,015.00	0.00	3,387.50
CANON 001-0274440-002	1,046.81	2,001.15	0.00	0.00	0.00	3,047.96
CAROUSEL INDUSTRIES	1,314.34	1,120.51	1,115.36	192.94	0.00	3,743.15
CARTRIDGE WORLD - ASTORIA	0.00	1,104.95	1,327.39	1,950.58	0.00	4,382.92
CCH ProSystem fx	0.00	0.00	739.93	0.00	0.00	739.93
CEDAR LODGE RESORT-MERCHANT	60.00	0.00	0.00	0.00	0.00	60.00
CHARGE ANYWHERE, LLC- COMSTAR INTERACTIVE	6,577.90	17,590.84	16,376.00	15,376.95	0.00	55,921.69
CHRIS HAGERMANN-MERCHANT	50.00	0.00	0.00	0.00	0.00	50.00
CMA, CANDLEWOOD MARKETING	0.00	0.00	0.00	0.00	312.50	312.50
COFFEE DISTRIBUTING CORP.	0.00	0.00	1,067.29	0.00	0.00	1,067.29
COHEN & PERFETTO LLP	0.00	5,286.07	67.60	0.00	0.00	5,353.67
COHN BENEFITS CONSULTANTS	0.00	1,508.00	0.00	0.00	0.00	1,508.00
Comerica	100,000.00	0.00	0.00	0.00	0.00	100,000.00
Comerica Bank	0.00	99,797.00	-114,121.20	114,121.20	0.00	99,797.00
CON EDISON-23-3514-0420-8602-4	0.00	0.00	0.00	0.00	-2,511.84	-2,511.84
CREST OFFICE PRODUCTS INC.	44.07	460.99	1,181.01	903.10	0.00	2,589.17
CROSS AND GUARD INC	0.00	0.00	0.00	0.00	1,992.00	1,992.00
CROSS RIVER CONNECTIONS	0.00	0.00	0.00	2,500.00	6,250.00	8,750.00
CSG SYSTEMS INC.	34,922.55	33,664.55	34,201.51	0.00	0.00	102,788.61
CUNMAN ENTERPRISES LLC-MERCHANT	380.00	0.00	0.00	0.00	0.00	380.00
DALE ZENTNER INC-MERCHANT	75.00	0.00	0.00	0.00	0.00	75.00
DAVIES OFFICE REFURBISHING INC.	0.00	0.00	0.00	0.00	1,314.29	1,314.29
DOLPHIN CAPITAL CORP.	0.00	59.89	59.61	0.00	0.00	119.50
ELECTRONIC VERIFICATION SYSTEMS	0.00	0.00	58.95	0.00	0.00	58.95
ELITE BUSINESS SYSTEMS, INC	0.00	0.00	0.00	760.38	0.00	760.38
ELITE PDM 8669043983-MERCHANT	0.00	19,890.46	0.00	0.00	0.00	19,890.46
EQUIFAX-0535	1,043.70	1,136.10	1,130.05	0.00	0.00	3,309.85
EQUIFAX-307ON00291	1,090.08	0.00	739.65	2,025.35	0.00	3,855.08
EQUIFAX-B51430	0.00	0.00	3,516.38	0.00	0.00	3,516.38
EXOTIC WHEEL BOUTIQUE INC-MERCHANT	75.00	0.00	0.00	0.00	0.00	75.00
EXPERIAN	83.84	87.39	83.45	253.28	0.00	507.96
FEDEX-2473 3022 4	350.75	530.14	0.00	0.00	0.00	880.89

FIRST DATA	226.75	522.13	162.60	5,000.00	0.00	5,911.48
GENESYS CONFERENCING	1,241.02	1,816.92	2,676.73	1,870.62	0.00	7,605.29
GHA TECHNOLOGIES INC	0.00	706.87	3,932.66	0.00	0.00	4,639.53
GOLDEN TOUCH TRANSPORTATION	0.00	1,669.65	0.00	0.00	0.00	1,669.65
H AND B PIZZA INC -MERCHANT	590.77	0.00	0.00	0.00	0.00	590.77
H. Bryant Consulting Inc	0.00	90.56	0.00	0.00	0.00	90.56
Hachi International Inc	0.00	66.69	0.00	0.00	0.00	66.69
HARRINGTON COMMUNICATIONS	7,397.50	0.00	-2,031.25	0.00	0.00	5,366.25
HASTINGS, ROBERT.	192.34	0.00	0.00	0.00	0.00	192.34
HERCULES DEVELOPMENT INC-MERCHANT	10,000.00	0.00	0.00	0.00	0.00	10,000.00
HK DOLLAR WORLD-MERCHANT	150.00	0.00	0.00	0.00	0.00	150.00
IDENTITY REHAB CORPORATION-MERCHANT	105.00	0.00	0.00	0.00	0.00	105.00
INOC, LLC	12,180.63	0.00	0.00	0.00	0.00	12,180.63
IRON MOUNTAIN INTELLECTUAL PROPERTY MGT	0.00	0.00	1,750.00	0.00	0.00	1,750.00
ITR MANAGEMENT AND SERVICES INC-MERCHANT	0.00	0.00	15,000.00	0.00	0.00	15,000.00
J AND V MARKETING INC-MERCHANT	95,000.00	0.00	0.00	0.00	0.00	95,000.00
J.H. COHN LLP	7,500.00	0.00	0.00	20,000.00	0.00	27,500.00
JAFFE RAITT HEUER & WEISS	0.00	0.00	-6,228.19	3,032.70	0.00	-3,195.49
JAVIS MEAT MARKET-MERCHANT	23.98	0.00	0.00	0.00	0.00	23.98
JONES, ALPHONSO L.	0.00	125.00	0.00	0.00	0.00	125.00
Kenneth Yang	0.00	141.17	0.00	0.00	0.00	141.17
KJ ASSOCIATES OF SW FLORIDA LLC-MERCHANT	110.00	0.00	0.00	0.00	0.00	110.00
KLEIN & HILL	0.00	0.00	0.00	2,187.00	0.00	2,187.00
KURTZMAN CARSON CONSULTANTS LLC	0.00	0.00	-25,000.00	0.00	0.00	-25,000.00
LAW OFFICES OF GISELLE FRANCO PA OP-MERCH	10.00	0.00	0.00	0.00	0.00	10.00
LEAF-SANTA BARBARA BANK & TRUST	151.84	151.14	1,511.37	1,511.37	0.00	3,325.72
LEXISNEXIS	0.00	1,106.72	0.00	0.00	0.00	1,106.72
LIC CROWN LEASEHOLD OWNER LLC	0.00	21,987.01	0.00	0.00	0.00	21,987.01
LILKER ASSOCIATES CONSULTING ENGINEERS PC	0.00	0.00	1,829.84	5,679.35	0.00	7,509.19
LITTLE SWISS WATCH SHOP INC-MERCHANT	250.00	0.00	0.00	0.00	0.00	250.00
LIVE ENTERTAINMENT INC-MERCHANT	0.00	1,517.73	0.00	0.00	0.00	1,517.73
MAGNOLIA GIFTS TABLE BED AND BATH-MERCHAN	45.00	0.00	0.00	0.00	0.00	45.00
MANDELL, MANDELL, OKIN & EDELMAN, LLP	0.00	0.00	0.00	2,567.50	0.00	2,567.50
MANIFEST FUNDING SERVICES - USBANK	4,018.55	5,322.09	8,212.83	0.00	0.00	17,553.47
MASTER COOLING SERVICE, CORP.	0.00	1,571.50	1,343.52	0.00	633.94	3,548.96
MAVEN MOTORS INC-MERCHANT	35.00	0.00	0.00	0.00	0.00	35.00
McCARTHY, BURGESS & WOLFF	0.00	0.00	0.00	0.00	300.00	300.00
MDWC&G-MARSHALL DENNEHEY WARNER COLEMAN &	0.00	0.00	0.00	200.00	0.00	200.00
MINDTECK INC	0.00	145.00	0.00	10,155.55	0.00	10,300.55
MINORITY ENTERPRISE WEEK INC-MERCHANT	1,397.70	0.00	0.00	0.00	0.00	1,397.70
NET ACCESS CORPORATION	1,020.00	1,020.00	1,020.00	0.00	0.00	3,060.00
NETCONNECT	0.00	0.00	704.50	0.00	0.00	704.50
NEW YORK SERVICE GROUP INC	0.00	4,973.28	1,213.06	0.00	0.00	6,186.34
NINELS TAILORING-MERCHANT	35.00	0.00	0.00	0.00	0.00	35.00
NIXON PEABODY LLP	0.00	-103,580.00	-157,685.30	0.00	0.00	-261,265.30
NYC DEPARTMENT OF BUILDINGS	0.00	35.00	0.00	0.00	0.00	35.00
NYC DEPARTMENT OF FINANCE	0.00	900.00	0.00	0.00	0.00	900.00
NYS DEPARTMENT OF STATE	0.00	9.00	0.00	0.00	0.00	9.00
OFFICE DEPOT	206.48	0.00	0.00	0.00	0.00	206.48
ON THE GO	0.00	0.00	0.00	563.99	0.00	563.99
PAN LINK ELECTRONICE INC	0.00	0.00	0.00	70.60	0.00	70.60
PAYMENTECH	1,510,222.59	1,602,826.34	1,614,373.05	0.00	0.00	4,727,421.98
PEDRO V DE ARMAS-MERCHANT	7.99	0.00	0.00	0.00	0.00	7.99
PEPPER HAMILTON LLP	0.00	-50,000.00	0.00	0.00	0.00	-50,000.00
PITNEY BOWES 8000-9000-0420-3778	2,115.34	61.48	1,926.64	0.00	0.00	4,103.46
PITNEY BOWES 8000-9000-1047-3928	0.00	-731.07	0.00	0.00	0.00	-731.07
PLUG & PAY TECHNOLOGIES INC	14,236.40	14,756.28	21,751.72	20,309.75	0.00	71,054.15
POS PORTAL	0.00	500.70	0.00	86.27	0.00	586.97

PREPAID SOLUTIONS USA-WEST SUBURBAN BANK	1,572.66	6,682.85	0.00	1,556.46	0.09	9,812.06
PRESIDIO LICENSING-MERCHANT	99.75	0.00	0.00	0.00	0.00	99.75
PRESTI & NAEGELE	370.47	0.00	0.00	0.00	0.00	370.47
PRETTY LLC-MERCHANT	566.22	0.00	0.00	0.00	0.00	566.22
PRIMEFLEX BILLING	145.00	0.00	0.00	0.00	0.00	145.00
PROMENET, INC	0.00	0.00	125.00	0.00	0.00	125.00
PROMO READERS SERVICE INC	0.00	60,309.15	0.00	0.00	0.00	60,309.15
PROPERTY RESOURCE NETWORK	0.00	280.00	0.00	0.00	0.00	280.00
PROSPERITY ENTERPRISES-MERCHANT	1,800.00	0.00	0.00	0.00	0.00	1,800.00
RDS DELIVERY SERVICE	0.00	0.00	44.00	0.00	0.00	44.00
RETRODEC REALTY INC-MERCHANT	128.00	0.00	0.00	0.00	0.00	128.00
RPM NYC-MERCHANT	65.00	0.00	0.00	0.00	0.00	65.00
SALAZAR, DAVID.	2,000.00	0.00	0.00	0.00	0.00	2,000.00
SD ENTERPRISES LLC-MERCHANT	0.00	83,155.06	0.00	0.00	0.00	83,155.06
SECURE PAYMENT SYSTEMS, INC	218.82	210.99	747.17	1,552.67	0.00	2,729.65
SecureWorks Holdings, INC.	0.00	3,057.58	0.00	0.00	0.00	3,057.58
SHARDA PAPER INC	0.00	0.00	599.00	599.00	0.00	1,198.00
SOURCE MEDIA	0.00	0.00	3,000.00	0.00	0.00	3,000.00
SOUTH SHORE RECORDS MANAGEMENT INC	703.06	0.00	1,078.21	857.70	0.00	2,638.97
SPRINT-0527818345-3 / 554549812	12,672.68	16,584.87	4,466.52	-17,536.68	0.00	16,187.39
SPRINT-13168762	0.00	0.00	1,479.43	0.00	0.00	1,479.43
SPRINT-702001781	0.00	159.19	162.34	0.00	0.00	321.53
STANDARD SECURITY LIFE INSURANCE CO OF NY	2,863.00	0.00	0.00	0.00	0.00	2,863.00
STAPLES-NYC1563189	0.00	623.06	578.57	1,091.01	-93.16	2,199.48
STEVENS TREE CARE-MERCHANT	35.00	0.00	0.00	0.00	0.00	35.00
STIFEL, NICOLAUS & COMPANY, INCORPORATED	0.00	3,107.03	0.00	0.00	0.00	3,107.03
SUBSCRIPTIONS DIRECT INC-MERCHANT	40.00	0.00	0.00	0.00	0.00	40.00
SUNNY'S LIMOUSINE SERVICE INC	48.14	0.00	259.73	223.24	0.00	531.11
SUNNY'S WORLDWIDE CHAUFFEURS TRANSPORT	0.00	0.00	62.83	322.58	0.00	385.41
TAMMY GRAHAM INC-MERCHANT	34.99	0.00	0.00	0.00	0.00	34.99
TASQ TECHNOLOGY, INC.	2,254.07	49.76	0.00	615.21	0.00	2,919.04
TAYLOR DIGITAL	0.00	0.00	0.00	343.75	0.00	343.75
TAYLOR JAYS INC-MERCHANT	165.00	0.00	0.00	0.00	0.00	165.00
TECHNICAL BUSINESS MACHINE	0.00	0.00	0.00	0.00	124.91	124.91
THE ENSIG GROUP LTD.	0.00	0.00	0.00	86.70	0.00	86.70
THE GREEN SHEET INC	0.00	0.00	0.00	0.00	5,484.00	5,484.00
THE PHOENIX GROUP-CYNERGY DIRECT	5,505.99	2,838.00	3,009.25	3,875.41	0.00	15,228.65
THE PHOENIX GROUP - CYNERGY DATA	5,979.49	30,783.59	34,516.82	53,067.39	42,131.75	166,479.04
THE TIME RECORD STORAGE CO.	0.00	0.00	0.00	330.63	0.00	330.63
TI ENTERPRISES LLC-MERCHANT	0.00	62,071.75	0.00	0.00	0.00	62,071.75
TIME MOVING & STORAGE, INC	0.00	0.00	0.00	3,088.00	0.00	3,088.00
TIMESHARE RESCUE	0.00	13,273.30	0.00	0.00	0.00	13,273.30
TRAN CHOEU LANG-MERCHANT	26.95	0.00	0.00	0.00	0.00	26.95
TRANSACTION NETWORK SERVICES INC	3,264.20	3,720.57	3,756.12	701.54	0.00	11,442.43
TRANSWORLD SYSTEMS INC	0.00	0.00	2,446.63	0.00	274.68	2,721.31
TRAVELERS - ST. PAUL TRAVELERS	0.00	0.00	9,163.00	0.00	0.00	9,163.00
TRUSTCOMMERCE	0.00	52.90	148.70	0.00	0.00	201.60
TRUSTWAVE - AMBIRON TRUSTWAVE	0.00	0.00	0.00	750.00	0.00	750.00
ULINE	0.00	141.95	108.34	487.08	0.00	737.37
ULTRA RELIEF LLC-MERCHANT	0.00	40,067.67	0.00	0.00	0.00	40,067.67
ULTRAMAR	0.00	0.00	18.00	0.00	0.00	18.00
UPS-AX6333	0.00	0.00	0.60	0.00	0.00	0.60
UPS-X769X3	131.86	1,264.98	1,967.15	425.71	0.00	3,789.70
USA SHRED	130.65	130.05	358.70	338.14	0.00	957.54
V10027-BOND HOLDING CORP	1,127.84	0.00	0.00	0.00	0.00	1,127.84
V11870-ADELANTE, INC	40.57	0.00	0.00	0.00	0.00	40.57
V5100-CPS OF TEXAS	0.00	0.00	0.00	0.00	-15.00	-15.00
V9079-ANA JONES	0.00	1,860.48	0.00	0.00	0.00	1,860.48

V9086-GOLDEN MERCHANT SERVICES	0.00	186.73	0.00	0.00	0.00	186.73
V9315/11333-MERCHANT PROCESSING SER CORP.	2,803.69	0.00	0.00	0.00	0.00	2,803.69
V9476-CYNERGY DATA OF CENTRAL TEXAS	316.69	0.00	0.00	0.00	0.00	316.69
VANDANA GUPTA-MERCHANT	31.96	0.00	0.00	0.00	0.00	31.96
VERIFONE	0.00	1,757.14	1,596.21	0.00	0.00	3,353.35
VERIZON-000610450056 36Y	0.00	-354.57	0.00	0.00	0.00	-354.57
VERIZON-000732140609 79Y	0.00	0.00	49.03	0.00	0.00	49.03
VERIZON-212 M55-3416 182	0.28	0.31	0.00	0.00	0.00	0.59
VERIZON-212 X02 3581 695 215 DO NOT PAY	0.00	0.00	6,959.45	0.00	0.00	6,959.45
VERIZON-718 349 2372 726 177 - DO NOT USE	0.00	0.00	884.37	0.00	0.00	884.37
VERIZON-982516126-00001	0.00	563.55	0.00	0.00	0.00	563.55
VERIZON-VS93240829	8.96	0.00	-273.75	0.00	0.00	-264.79
VERIZON-Y2202020-Internet acc. FI	4,038.63	4,038.63	0.00	0.00	0.00	8,077.26
VERIZON-Y2417021	0.00	971.07	971.07	0.00	0.00	1,942.14
VERIZON-Y2497882	0.00	-491.04	-491.04	-1,001.39	0.00	-1,983.47
VILLAGE WINES AND SPIRITS INC-MERCHANT	260.00	0.00	0.00	0.00	0.00	260.00
WALDNER'S BUSINESS ENVIRONMENTS, INC.	0.00	0.00	0.00	0.00	2,806.63	2,806.63
WALNUT STREET MARKETING INC-MERCHANT	0.00	20,000.00	0.00	0.00	0.00	20,000.00
WAY SYSTEMS	8,501.33	4,092.55	0.00	167.73	0.00	12,761.61
WEBEX COMMUNICATIONS INC	0.00	500.00	502.36	0.00	0.00	1,002.36
WICKED HEALTHY NATURAL FOODS LLC-MERCHANT	17.00	0.00	0.00	0.00	0.00	17.00
WILLIAM VITACCO ASSOCIATES, LTD.	0.00	0.00	0.00	1,535.00	0.00	1,535.00
XYZ TWO WAY RADIO SERVICE	41.02	138.21	96.03	0.00	0.00	275.26
YOLOTH RAZO-MERCHANT	25.00	0.00	0.00	0.00	0.00	25.00
TOTAL	1,901,696.56	2,069,270.68	1,553,770.04	278,539.90	89,731.42	5,896,041.30

In re Cynergy Data, LLC, et al.
 Debtors

ACCOUNTS RECEIVABLE RECONCILIATION AND AGING

Accounts Receivable Reconciliation		Amount
Total Accounts Receivable at the beginning of the reporting period		21,333,168.64
+ Amounts billed during the period		20,092,154.08
- Amounts collected during the period		22,372,660.46
Total Accounts Receivable at the end of the reporting period		19,052,662.26
Accounts Receivable Aging		Amount
0 - 30 days old		18,991,715.36
31 - 60 days old		18,314.04
61 - 90 days old		(8,206.47)
91+ days old		25,356.48
Total Accounts Receivable		25,482.85
Amount considered uncollectible (Bad Debt)		-
Accounts Receivable (Net)		19,052,662.26

DEBTOR QUESTIONNAIRE

Must be completed each month	Yes	No
1. Have any assets been sold or transferred outside the normal course of business this reporting period? If yes, provide an explanation below.		X
2. Have any funds been disbursed from any account other than a debtor in possession account this reporting period? If yes, provide an explanation below.		X
3. Have all postpetition tax returns been timely filed? If no, provide an explanation below.	X	
4. Are workers compensation, general liability and other necessary insurance coverages in effect? If no, provide an explanation below.	X	
5. Has any bank account been opened during the reporting period? If yes, provide documentation identifying the opened account(s). If an investment account has been opened provide the required documentation pursuant to the Delaware Local Rule 4001-3.		X