



US00D635364S

(12) **United States Design Patent**
Benetti et al.

(10) **Patent No.:** **US D635,364 S**

(45) **Date of Patent:** **** Apr. 5, 2011**

(54) **SUPPORT TRAY**

(75) Inventors: **Vince Benetti**, Fairfield, CA (US);
Wolfgang Ott, Antioch, CA (US)

(73) Assignee: **AALBADENT, Inc.**, Fairfield, CA (US)

(**) Term: **14 Years**

(21) Appl. No.: **29/376,096**

(22) Filed: **Oct. 1, 2010**

(51) **LOC (9) Cl.** **03-01**

(52) **U.S. Cl.** **D3/313**

(58) **Field of Classification Search** D6/467,
D6/300-314, 476, 515, 629; D3/313, 311,
D3/304, 315; D24/227; D7/701, 605, 550.1;
206/139, 203, 201, 427; 220/1.5
See application file for complete search history.

(56) **References Cited**

U.S. PATENT DOCUMENTS

1,630,140	A *	5/1927	Sibbald	220/552
2,944,696	A *	7/1960	Effgen	220/507
3,448,914	A *	6/1969	Scholz	206/509
D260,603	S *	9/1981	O'Donnal	D3/311
D278,255	S *	4/1985	Evenson	D19/75
D309,971	S *	8/1990	Quong	D3/311
D360,529	S *	7/1995	Balzen	D3/313
D380,961	S *	7/1997	Schnack	D9/759

5,753,456	A *	5/1998	Naqui et al.	435/29
D422,141	S *	4/2000	Dembicks	D3/313
D424,807	S *	5/2000	Dembicks	D3/313
D431,110	S *	9/2000	Dembicks	D3/313
D448,249	S *	9/2001	DeCastro et al.	D7/605
D450,186	S *	11/2001	Dembicks	D3/313
D452,376	S *	12/2001	Dembicks	D3/313
D467,080	S *	12/2002	Zimmerman	D3/311
D478,210	S *	8/2003	Dembicks	D3/305
D487,971	S *	4/2004	Bergeron et al.	D3/313
D492,484	S *	7/2004	Lin	D3/260
D508,774	S *	8/2005	McAndrew	D3/313
D598,920	S *	8/2009	Fujino et al.	D14/447
D621,548	S *	8/2010	Chen	D28/83

* cited by examiner

Primary Examiner — Elizabeth A Albert

Assistant Examiner — Kelley A Donnelly

(74) *Attorney, Agent, or Firm* — West & Associates, A PC;
Stuart J. West

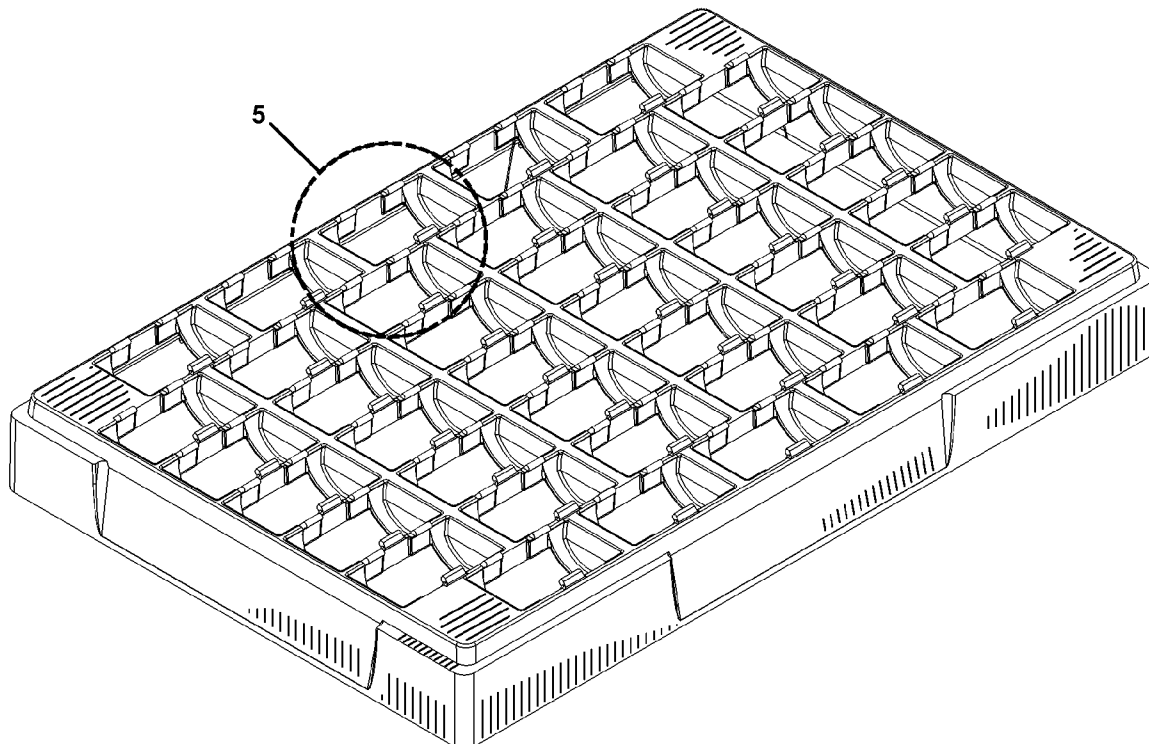
(57) **CLAIM**

The ornamental design for the support tray, as shown.

DESCRIPTION

FIG. 1 is an isometric view of a support tray;
FIG. 2 is a top view thereof;
FIG. 3 is a right side view thereof;
FIG. 4 is a front view thereof; and,
FIG. 5 is an enlarged perspective view of a portion of FIG. 1.

1 Claim, 4 Drawing Sheets



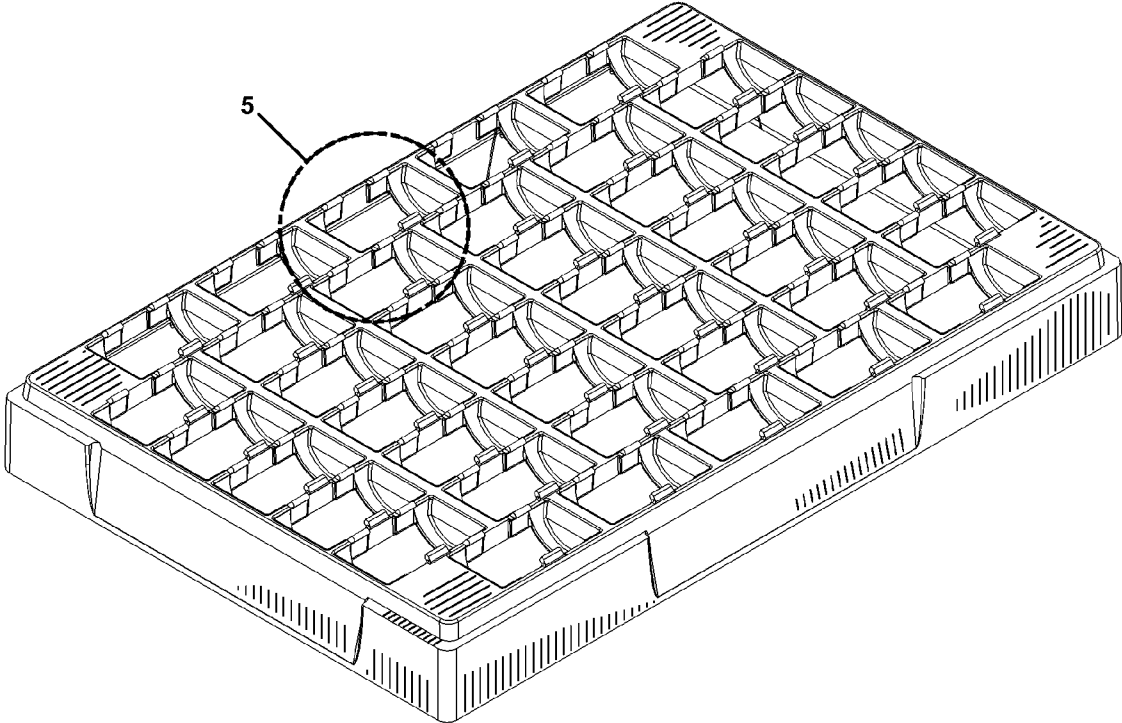


FIG. 1




FIG. 2

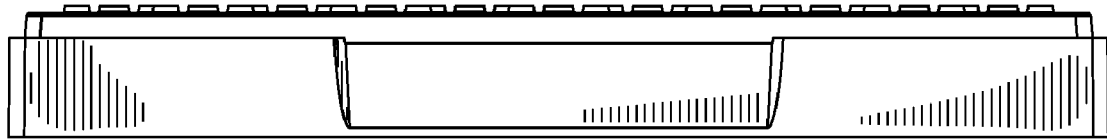


FIG. 3

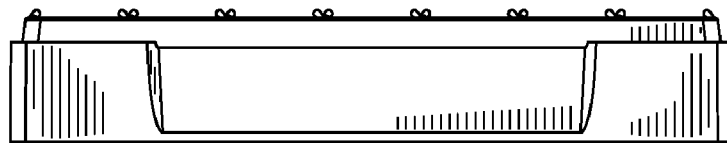


FIG. 4

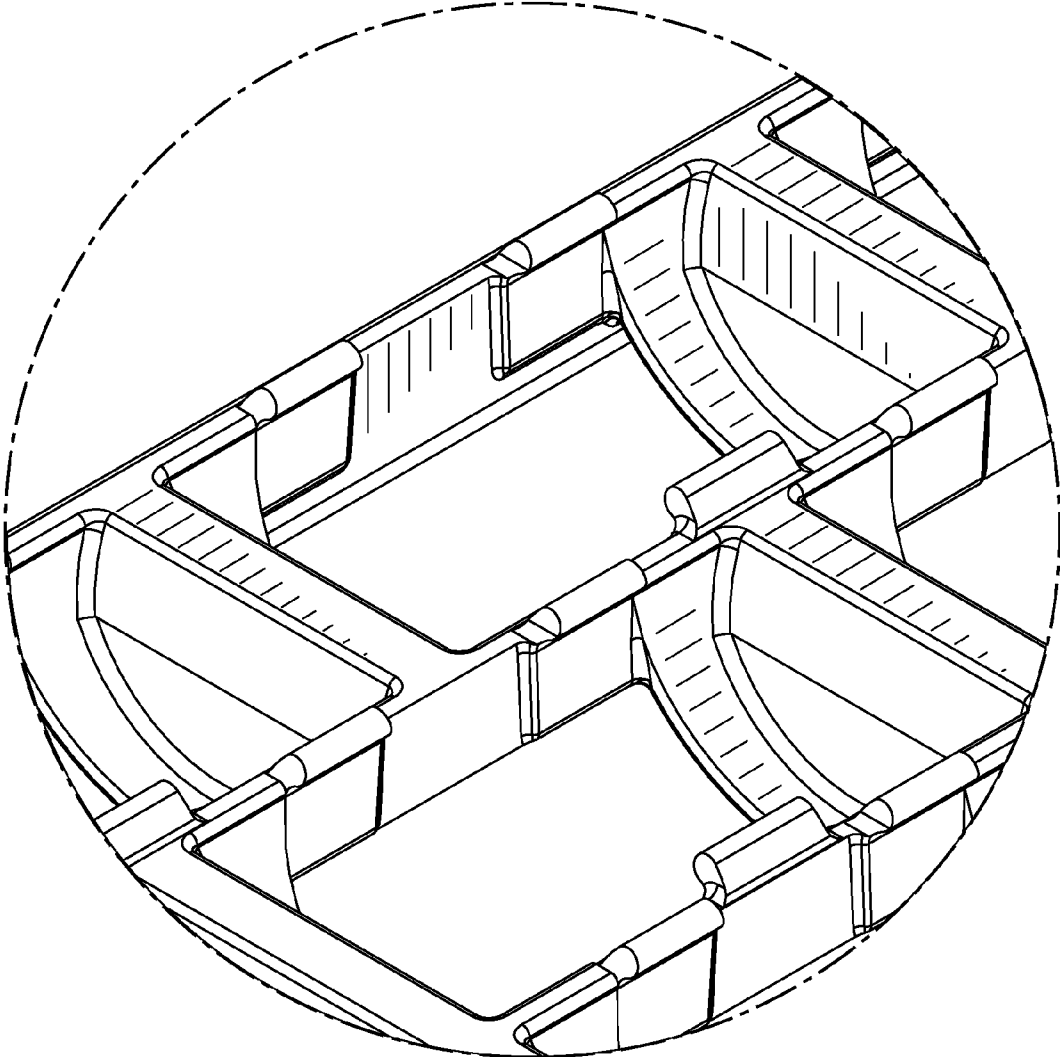


FIG. 5