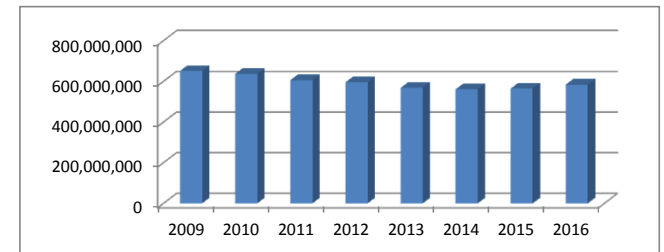


FRANCZEKRADELET
ATTORNEYS & COUNSELORS

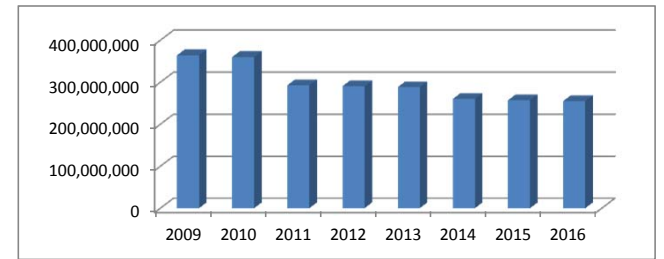
300 SOUTH WACKER DRIVE, SUITE 3400 | CHICAGO, IL 60606
T: 312.986.0300 | F: 312.986.9192 | WWW.FRANCZEK.COM

**Cook County:
Assessed Value by Township
2009 - 2016**

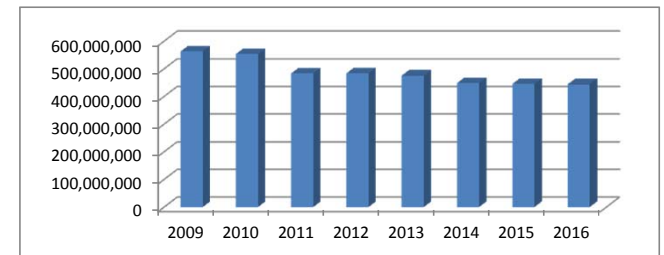
Barrington	2009	2010	2011	2012	2013	2014	2015	2016
Class 1 - All	17,591,782	19,200,013	17,031,985	17,071,369	11,623,971	11,664,348	12,074,485	13,779,296
Class 2 - All	389,221,014	370,185,333	363,987,564	358,935,139	346,726,235	340,717,893	339,747,201	386,038,909
Class 3 - All	1,713,948	1,707,620	1,332,992	1,904,180	1,860,764	1,736,413	1,747,520	1,235,610
Class 4 - All	2,590,852	2,611,877	2,611,877	2,611,877	2,249,474	2,249,474	2,249,474	2,406,250
Class 5 - All	239,356,338	242,162,366	219,930,822	213,641,534	204,436,275	203,565,250	207,615,177	179,233,293
Class 6 - All	381,111	598,110	926,964	1,003,179	1,100,949	1,019,398	1,019,398	1,320,796
Class 7 - All		0	0	0	0	0	0	0
Class 8 - All		0	0	0	0	0	0	0
Class 9 - All	199,746	212,271	163,293	163,293	163,292	163,292	163,292	0
Total	651,054,791	636,677,590	605,985,497	595,330,571	568,160,960	561,116,068	564,616,547	584,014,154



Berwyn	2009	2010	2011	2012	2013	2014	2015	2016
Class 1 - All	265,898	261,828	173,330	137,502	161,006	241,292	215,268	222,136
Class 2 - All	297,238,396	295,726,652	231,485,869	229,479,976	225,964,727	200,157,238	197,306,630	195,548,567
Class 3 - All	10,060,729	8,222,701	7,262,947	7,082,880	7,646,433	7,670,622	7,701,364	7,724,455
Class 4 - All	198,347	198,313	216,810	112,280	124,128	264,922	220,907	220,907
Class 5 - All	54,516,208	53,710,649	51,908,645	52,182,469	52,773,524	50,204,187	50,203,273	49,735,565
Class 6 - All	255,773	255,773	258,965	258,965	258,965	234,723	158,224	0
Class 7 - All		0	0	0	0	0	0	359,716
Class 8 - All		0	0	0	0	0	0	0
Class 9 - All	1,511,198	1,506,473	1,345,567	1,299,827	1,308,222	1,466,654	1,223,448	1,237,238
Total	364,046,549	359,882,389	292,652,133	290,553,899	288,237,005	260,239,638	257,029,114	255,048,584



Bloom	2009	2010	2011	2012	2013	2014	2015	2016
Class 1 - All	12,674,681	12,806,286	13,289,607	13,287,120	13,256,693	12,414,096	13,185,288	13,142,569
Class 2 - All	392,684,941	391,309,531	333,932,172	332,357,613	330,425,982	308,265,981	306,049,590	304,056,947
Class 3 - All	8,758,093	6,835,783	6,685,479	6,596,552	6,570,980	6,858,466	6,848,092	6,776,113
Class 4 - All	3,278,399	3,127,472	2,201,183	2,203,953	2,109,444	1,782,421	1,757,385	1,757,385
Class 5 - All	130,142,175	124,084,524	113,996,007	113,433,671	107,989,235	104,119,636	101,486,412	102,092,692
Class 6 - All	6,279,098	6,357,526	5,547,732	5,779,336	4,827,946	4,174,211	4,064,242	3,710,823
Class 7 - All	24,924	24,924	19,999	28,138	37,519	0	0	0
Class 8 - All	7,144,555	6,880,843	6,046,270	8,307,210	8,426,508	8,816,038	10,035,016	10,407,789
Class 9 - All	2,238,408	2,312,252	1,747,265	1,747,265	1,747,265	1,946,928	1,875,937	1,892,684
Total	563,225,274	553,739,141	483,465,714	483,740,858	475,391,572	448,377,777	445,301,962	443,837,002

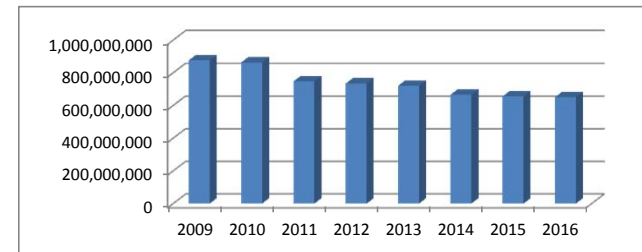


FRANCZEKRADELET
ATTORNEYS & COUNSELORS

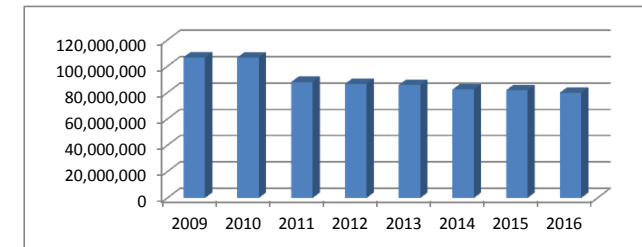
300 SOUTH WACKER DRIVE, SUITE 3400 | CHICAGO, IL 60606
T: 312.986.0300 | F: 312.986.9192 | WWW.FRANCZEK.COM

**Cook County:
Assessed Value by Township
2009 - 2016**

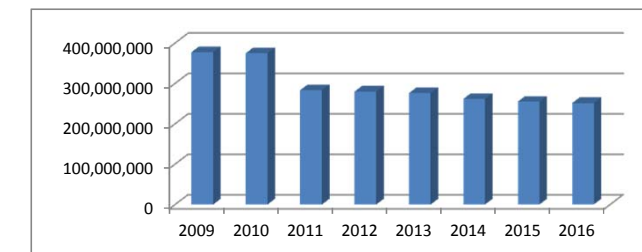
Bremen	2009	2010	2011	2012	2013	2014	2015	2016
Class 1 - All	14,854,610	12,946,546	10,519,022	10,135,187	9,551,175	9,307,142	8,909,691	8,920,186
Class 2 - All	648,680,630	647,143,346	540,942,129	535,160,707	527,840,736	478,283,058	472,656,152	468,541,856
Class 3 - All	17,019,897	14,152,943	12,143,337	12,253,268	11,895,779	11,709,227	11,729,748	11,787,845
Class 4 - All	2,947,124	2,919,604	2,368,934	2,366,214	2,311,027	2,308,480	2,121,179	2,128,533
Class 5 - All	185,366,217	177,781,732	172,446,685	165,383,734	160,165,444	154,542,629	151,215,886	149,383,993
Class 6 - All	2,651,739	3,027,448	3,260,604	3,330,462	3,272,376	3,120,384	2,817,905	2,815,316
Class 7 - All		0	0	0	0	0	0	0
Class 8 - All	3,683,263	3,732,080	4,476,709	4,638,014	4,142,836	4,384,632	4,809,719	5,325,650
Class 9 - All	1,500,104	1,493,416	1,376,799	1,363,464	1,363,464	1,737,739	1,797,955	1,798,990
Total	876,703,584	863,197,115	747,534,219	734,631,050	720,542,837	665,393,291	656,058,235	650,702,369



Calumet	2009	2010	2011	2012	2013	2014	2015	2016
Class 1 - All	1,432,736	1,363,256	1,244,325	1,048,009	1,090,801	1,078,982	1,060,818	1,049,063
Class 2 - All	65,526,140	65,293,565	52,559,203	52,074,967	51,275,117	47,673,810	46,998,698	46,507,003
Class 3 - All	6,359,057	5,367,065	4,444,684	4,282,716	4,161,627	4,139,039	4,333,124	4,428,908
Class 4 - All		0	0	0	0	0	0	22,333,658
Class 5 - All	29,879,492	30,142,918	23,960,521	23,582,026	23,818,542	23,651,744	23,666,322	488,724
Class 6 - All	711,862	924,576	695,978	695,978	675,348	571,146	579,351	0
Class 7 - All		0	0	0	0	0	0	4,083,494
Class 8 - All	1,691,146	1,754,521	3,529,105	3,509,815	3,471,999	3,930,192	3,942,102	1,114,684
Class 9 - All	1,262,874	1,860,522	1,698,095	1,526,444	1,361,779	1,387,914	1,325,320	
Total	106,863,307	106,706,423	88,131,911	86,719,955	85,855,213	82,432,827	81,905,735	80,005,534



Cicero	2009	2010	2011	2012	2013	2014	2015	2016
Class 1 - All	1,766,359	1,259,257	1,291,890	1,959,986	2,109,912	1,985,573	1,981,995	1,937,044
Class 2 - All	268,924,352	267,592,125	177,932,198	176,519,324	174,100,183	157,566,558	156,255,630	154,774,373
Class 3 - All	10,288,647	8,349,044	7,621,548	7,226,536	7,137,297	7,170,266	7,166,768	6,940,047
Class 4 - All	49,739	49,739	44,766	44,766	44,766	44,766	44,766	44,766
Class 5 - All	91,084,910	92,360,301	90,583,194	87,084,255	84,511,947	87,425,318	81,749,086	79,668,806
Class 6 - All	1,976,697	2,091,487	2,929,297	4,191,409	5,229,900	4,574,501	4,620,456	4,608,073
Class 7 - All		0	0	0	0	0	0	0
Class 8 - All	1,554,462	1,554,462	1,531,281	1,538,712	1,470,061	1,326,499	1,550,498	1,817,998
Class 9 - All	1,633,449	1,612,258	1,348,934	1,361,628	1,368,473	1,446,222	1,412,409	1,426,642
Total	377,278,615	374,868,673	283,283,108	279,926,616	275,972,539	261,539,703	254,781,608	251,217,749

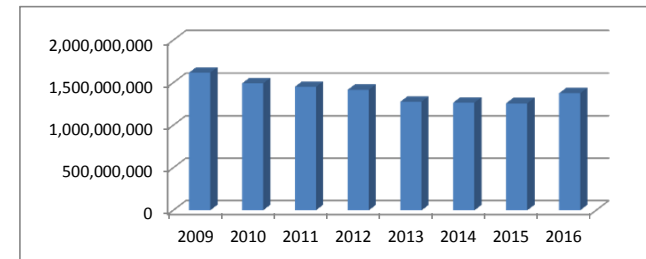


FRANCZEKRADELET
ATTORNEYS & COUNSELORS

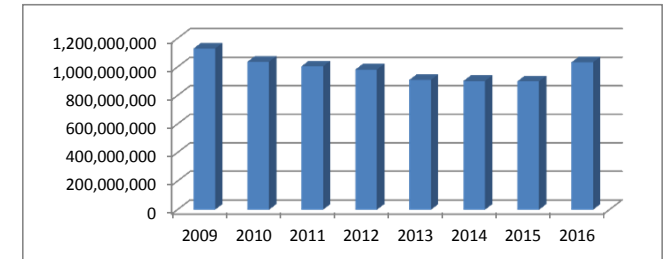
300 SOUTH WACKER DRIVE, SUITE 3400 | CHICAGO, IL 60606
T: 312.986.0300 | F: 312.986.9192 | WWW.FRANCZEK.COM

**Cook County:
Assessed Value by Township
2009 - 2016**

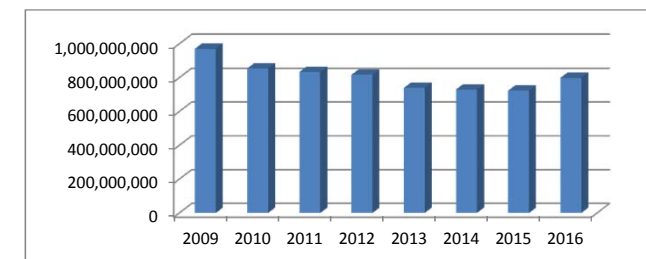
Elk Grove	2009	2010	2011	2012	2013	2014	2015	2016
Class 1 - All	10,222,400	10,712,373	9,782,510	9,410,096	7,738,844	7,653,581	6,434,066	7,265,242
Class 2 - All	784,247,918	694,576,121	684,895,596	676,954,728	581,742,203	574,168,378	566,881,105	638,024,184
Class 3 - All	56,837,637	49,613,174	39,295,900	39,650,275	39,799,925	39,147,455	39,158,154	46,907,277
Class 4 - All	2,990,738	2,975,273	2,866,077	2,651,500	2,661,467	2,457,130	2,550,906	2,539,644
Class 5 - All	727,945,969	698,169,261	674,926,530	644,105,733	598,014,818	592,477,007	585,025,662	615,128,175
Class 6 - All	34,360,642	33,665,564	37,536,917	41,636,653	46,069,776	49,065,915	56,999,382	63,653,428
Class 7 - All		0	0	0	0	0	0	580,545
Class 8 - All	2,409,718	0	0	0	0	0	0	0
Class 9 - All		2,259,999	2,222,009	2,222,009	2,031,457	2,031,457	1,937,892	2,064,247
Total	1,619,015,022	1,491,971,765	1,451,525,539	1,416,630,994	1,278,058,490	1,267,000,923	1,258,987,167	1,376,162,742



Evanston	2009	2010	2011	2012	2013	2014	2015	2016
Class 1 - All	3,832,470	4,051,666	3,934,261	3,681,358	1,648,849	1,844,327	1,554,048	1,436,691
Class 2 - All	870,886,602	772,836,161	761,357,884	748,227,803	673,377,411	663,122,881	655,853,844	761,698,010
Class 3 - All	64,914,336	63,480,906	50,377,505	49,071,149	52,869,076	58,054,375	63,363,438	74,923,638
Class 4 - All	10,465,778	11,072,469	10,852,481	10,852,481	11,457,359	11,457,683	11,132,299	11,667,122
Class 5 - All	178,765,839	184,675,166	177,721,530	169,778,305	170,016,789	166,868,080	167,299,187	182,553,519
Class 6 - All		87,998	192,035	215,509	99,505	124,005	124,005	148,363
Class 7 - All	150,700	324,573	0	0	0	0	0	0
Class 8 - All		0	0	0	0	0	0	0
Class 9 - All	731,991	792,550	778,216	778,216	637,663	788,312	788,312	798,051
Total	1,129,747,716	1,037,321,489	1,005,213,912	982,604,821	910,106,652	902,259,663	900,115,133	1,033,225,394



Hanover	2009	2010	2011	2012	2013	2014	2015	2016
Class 1 - All	13,971,754	13,157,243	11,603,710	11,016,576	9,326,987	9,260,962	8,544,122	9,845,725
Class 2 - All	761,470,486	656,714,891	648,590,324	637,540,125	566,098,284	560,235,729	554,802,185	619,228,723
Class 3 - All	9,013,364	7,636,511	5,801,508	5,827,862	6,085,032	6,064,691	5,943,282	6,294,849
Class 4 - All	180,777,058	0	44,837	44,837	44,837	18,098	18,098	37,785
Class 5 - All	3,417,522	171,469,716	161,545,031	157,048,261	150,980,303	147,541,874	146,270,636	154,402,288
Class 6 - All		3,019,560	3,472,120	3,829,568	4,589,003	4,584,343	4,975,171	6,118,636
Class 7 - All		0	0	0	0	0	481,010	794,427
Class 8 - All		0	0	0	0	0	0	0
Class 9 - All	2,364,594	2,345,344	2,302,612	2,229,682	2,149,772	2,279,616	2,364,775	2,453,603
Total	971,014,778	854,343,265	833,360,142	817,536,911	739,274,218	729,985,313	723,399,279	799,176,036

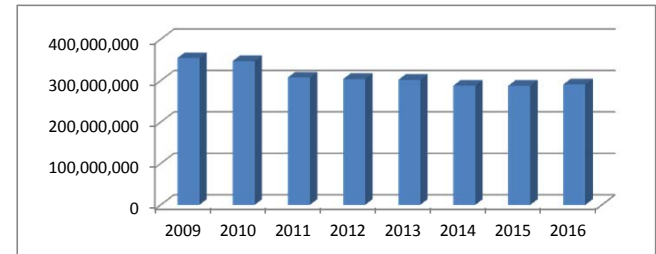


FRANCZEKRADELET
ATTORNEYS & COUNSELORS

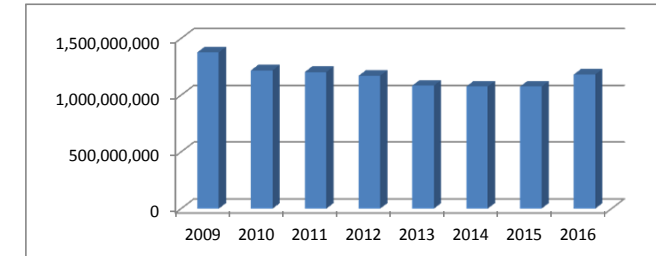
300 SOUTH WACKER DRIVE, SUITE 3400 | CHICAGO, IL 60606
T: 312.986.0300 | F: 312.986.9192 | WWW.FRANCZEK.COM

**Cook County:
Assessed Value by Township
2009 - 2016**

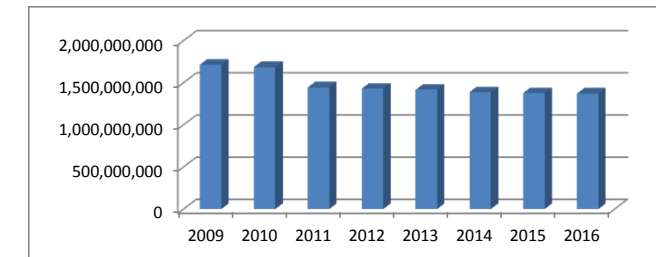
Lemont	2009	2010	2011	2012	2013	2014	2015	2016
Class 1 - All	11,551,359	10,638,594	7,663,218	6,780,233	6,703,347	6,135,225	6,687,561	6,645,997
Class 2 - All	285,549,575	283,560,041	248,724,496	247,338,590	246,054,847	232,583,796	232,793,942	236,261,590
Class 3 - All	1,386,651	1,137,481	1,146,383	986,561	988,756	968,323	1,096,906	988,121
Class 4 - All	483,226	483,226	658,208	639,765	558,528	538,186	538,186	538,186
Class 5 - All	55,572,734	51,346,630	49,439,908	48,013,324	47,379,904	47,698,922	46,403,875	46,163,438
Class 6 - All		0	0	0	0	0	271,656	241,974
Class 7 - All		0	0	0	0	0	0	0
Class 8 - All		0	0	0	0	0	0	0
Class 9 - All		0	0	0	0	0	0	0
Total	354,543,545	347,165,972	307,632,213	303,758,473	301,685,382	287,924,452	287,792,126	290,839,306



Leyden	2009	2010	2011	2012	2013	2014	2015	2016
Class 1 - All	9,355,312	9,079,495	7,245,985	6,827,988	5,727,226	6,057,894	5,917,167	5,898,241
Class 2 - All	686,351,863	582,912,052	577,585,154	571,619,665	490,210,249	481,364,446	475,652,236	537,213,387
Class 3 - All	17,943,816	15,510,513	11,795,231	11,398,857	12,606,525	12,695,051	12,645,047	14,323,818
Class 4 - All	5,678,059	5,513,890	5,513,890	5,513,890	6,057,555	5,975,244	5,765,879	4,109,112
Class 5 - All	627,710,803	578,283,117	568,835,203	544,128,865	530,970,445	531,532,043	532,996,601	573,538,598
Class 6 - All	28,909,539	26,779,257	32,553,882	31,003,028	38,367,022	37,274,619	39,734,820	43,985,190
Class 7 - All		0	0	0	0	0	2,148,648	2,625,699
Class 8 - All		0	0	0	0	0	0	0
Class 9 - All	516,820	593,560	511,898	499,208	476,861	469,354	469,354	396,772
Total	1,376,466,212	1,218,671,884	1,204,041,243	1,170,991,501	1,084,415,883	1,075,368,651	1,075,329,752	1,182,090,817



Lyons	2009	2010	2011	2012	2013	2014	2015	2016
Class 1 - All	19,796,168	18,658,473	12,432,828	12,305,373	12,296,874	12,390,721	11,611,504	12,220,166
Class 2 - All	1,257,520,618	1,243,556,969	1,026,016,786	1,016,279,289	1,007,195,546	980,130,665	974,684,049	969,523,360
Class 3 - All	28,656,135	24,280,224	20,625,741	19,865,150	19,083,970	19,037,974	19,118,104	19,432,330
Class 4 - All	3,935,901	3,986,988	3,532,288	3,509,793	3,263,466	3,127,344	2,812,346	2,927,131
Class 5 - All	377,161,563	367,468,897	355,004,119	347,937,651	344,847,217	341,462,673	336,059,108	334,031,933
Class 6 - All	22,446,631	22,287,066	22,370,815	25,693,193	25,833,442	28,046,454	29,140,168	29,323,423
Class 7 - All		0	0	0	0	0	481,511	513,749
Class 8 - All		0	0	0	0	0	0	0
Class 9 - All	4,185,828	4,177,807	3,993,420	3,991,166	3,935,780	3,720,966	3,638,921	3,647,055
Total	1,713,702,844	1,684,416,424	1,443,975,997	1,429,581,615	1,416,456,295	1,387,916,797	1,377,545,711	1,371,619,147

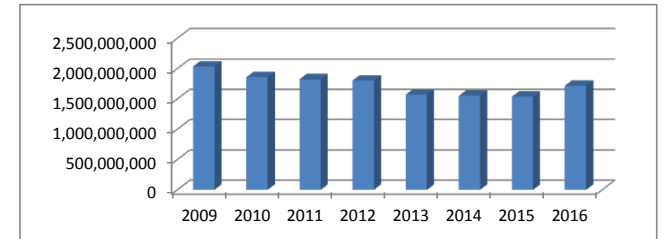


FRANCZEKRADELET
ATTORNEYS & COUNSELORS

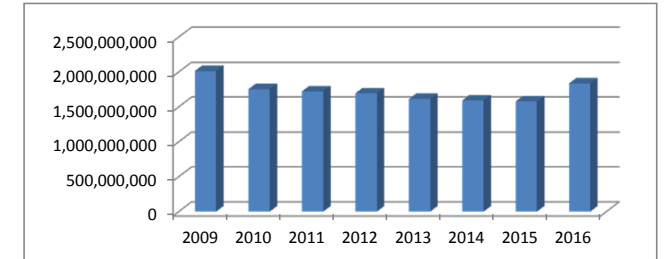
300 SOUTH WACKER DRIVE, SUITE 3400 | CHICAGO, IL 60606
T: 312.986.0300 | F: 312.986.9192 | WWW.FRANCZEK.COM

**Cook County:
Assessed Value by Township
2009 - 2016**

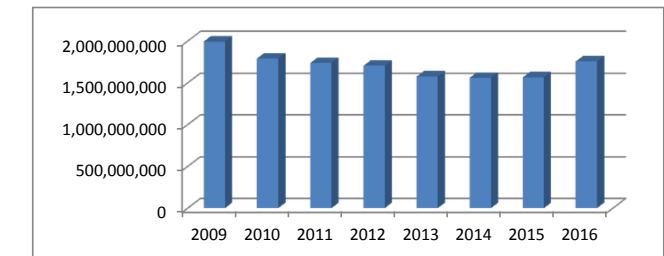
Maine	2009	2010	2011	2012	2013	2014	2015	2016
Class 1 - All	9,313,416	8,567,826	8,119,710	6,851,272	5,432,508	5,351,002	5,210,795	6,398,155
Class 2 - All	1,495,157,879	1,340,327,784	1,324,597,004	1,308,583,302	1,094,115,257	1,083,271,582	1,074,004,077	1,227,010,733
Class 3 - All	31,495,917	27,328,126	21,043,786	21,046,539	22,885,018	23,232,472	24,426,869	28,489,034
Class 4 - All	7,912,482	7,936,820	7,879,302	7,579,826	6,534,909	6,589,504	6,067,235	6,190,476
Class 5 - All	486,700,211	468,369,097	454,853,370	451,859,175	434,836,930	423,287,471	416,484,543	436,756,692
Class 6 - All	7,252,439	6,923,486	7,947,599	9,040,898	9,313,577	10,176,262	10,629,210	14,644,222
Class 7 - All		0	0	0	0	200,863	200,863	325,683
Class 8 - All		0	0	0	0	0	0	0
Class 9 - All	144,184	168,520	168,520	168,520	168,488	168,488	168,488	191,532
Total	2,037,976,528	1,859,621,659	1,824,609,291	1,805,129,532	1,573,286,687	1,552,277,644	1,537,192,080	1,720,006,527



New Trier	2009	2010	2011	2012	2013	2014	2015	2016
Class 1 - All	4,295,395	3,530,710	3,955,497	3,212,232	3,764,356	4,333,720	3,949,091	5,256,519
Class 2 - All	1,894,314,102	1,632,916,472	1,610,341,220	1,588,371,671	1,508,249,870	1,487,034,291	1,473,756,562	1,723,506,967
Class 3 - All	12,079,726	11,697,383	8,692,402	8,777,643	8,637,611	8,569,618	8,642,532	10,129,077
Class 4 - All	7,605,898	6,763,252	6,300,097	6,194,643	4,378,471	4,378,471	4,378,471	5,329,459
Class 5 - All	95,360,604	97,172,667	92,503,629	89,040,508	88,677,075	88,920,546	88,188,216	92,029,862
Class 6 - All		0	0	0	0	0	0	0
Class 7 - All		0	0	0	0	0	0	0
Class 8 - All		0	0	0	0	0	0	0
Class 9 - All		0	0	0	0	0	0	0
Total	2,013,655,725	1,752,080,484	1,721,792,845	1,695,596,697	1,613,707,383	1,593,236,646	1,578,914,872	1,836,251,884



Niles	2009	2010	2011	2012	2013	2014	2015	2016
Class 1 - All	7,457,830	6,414,302	7,213,856	6,578,856	4,133,816	5,833,145	4,853,629	4,501,764
Class 2 - All	1,289,176,288	1,070,171,982	1,053,668,456	1,034,179,972	930,253,030	921,223,551	918,325,863	1,064,310,027
Class 3 - All	17,502,625	13,874,661	10,156,323	10,803,693	14,073,131	13,776,645	14,805,958	18,207,959
Class 4 - All	11,408,338	12,400,548	12,257,793	11,637,321	8,332,856	7,921,721	7,997,579	8,322,917
Class 5 - All	662,001,339	680,422,139	645,367,088	632,780,149	610,207,444	602,286,534	608,519,808	646,461,107
Class 6 - All	5,823,848	6,195,335	6,465,381	6,456,480	7,347,816	8,396,030	9,622,507	13,284,703
Class 7 - All	247,317	385,873	385,873	385,873	360,148	360,148	360,148	526,409
Class 8 - All		0	0	0	0	0	0	0
Class 9 - All	794,687	829,704	964,544	964,544	897,337	867,304	464,828	430,898
Total	1,994,412,272	1,790,694,544	1,736,479,314	1,703,786,888	1,575,605,578	1,560,665,078	1,564,950,320	1,756,045,784



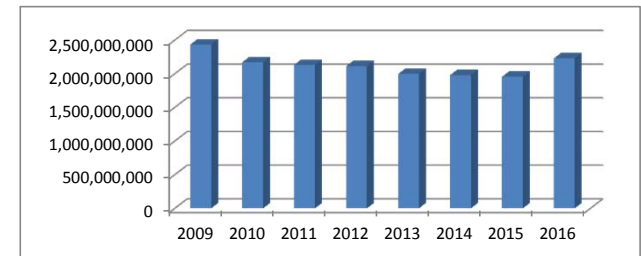
FRANCZEK RADELET

ATTORNEYS & COUNSELORS

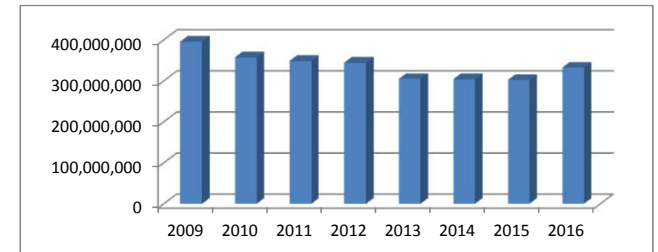
300 SOUTH WACKER DRIVE, SUITE 3400 | CHICAGO, IL 60606
 T: 312.986.0300 | F: 312.986.9192 | WWW.FRANCZEK.COM

Cook County: Assessed Value by Township 2009 - 2016

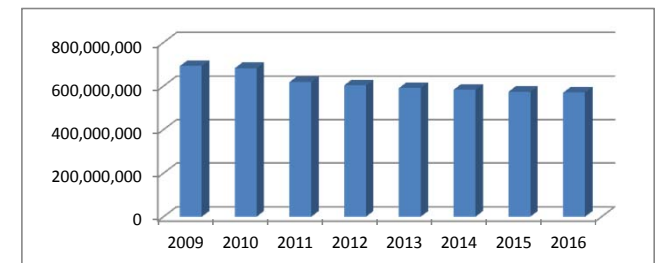
Northfield	2009	2010	2011	2012	2013	2014	2015	2016
Class 1 - All	15,276,059	14,306,365	15,446,287	13,935,806	11,018,361	9,994,732	10,105,186	13,400,703
Class 2 - All	1,705,415,593	1,465,719,911	1,445,456,393	1,430,112,342	1,330,714,802	1,321,075,594	1,314,674,935	1,556,905,561
Class 3 - All	16,804,349	14,458,734	12,098,564	11,813,025	12,270,022	14,029,588	17,841,476	26,103,596
Class 4 - All	20,012,910	19,474,017	19,485,740	19,485,793	17,836,993	17,936,673	15,718,206	16,445,608
Class 5 - All	668,028,037	651,461,541	633,464,623	629,645,636	612,331,462	603,340,306	583,524,483	602,886,221
Class 6 - All	8,052,725	6,267,771	6,624,505	6,822,525	5,235,907	5,322,053	5,676,745	5,962,955
Class 7 - All		0	0	0	7,107,875	7,620,607	7,620,607	7,844,268
Class 8 - All		0	0	0	0	0	0	0
Class 9 - All	523,160	653,812	653,812	653,812	685,486	685,486	685,486	693,155
Total	2,434,112,833	2,172,342,151	2,133,229,924	2,112,468,939	1,997,200,908	1,980,005,039	1,955,847,124	2,230,242,067



Norwood Park	2009	2010	2011	2012	2013	2014	2015	2016
Class 1 - All	914,754	1,107,596	888,866	1,046,079	550,361	283,472	276,999	557,384
Class 2 - All	305,669,928	265,195,861	261,426,711	258,295,178	223,251,160	219,022,580	217,258,626	240,708,461
Class 3 - All	8,928,438	8,063,378	6,291,927	6,095,939	6,011,082	6,268,864	6,232,482	6,737,197
Class 4 - All	1,580,753	1,399,657	1,399,655	1,399,655	1,420,328	1,420,328	1,420,328	1,512,777
Class 5 - All	78,633,981	81,459,205	78,612,563	77,515,037	73,603,943	76,667,796	76,509,801	82,439,290
Class 6 - All		0	0	0	0	209,999	203,049	204,000
Class 7 - All		0	0	0	0	0	0	0
Class 8 - All		0	0	0	0	0	0	0
Class 9 - All		0	0	0	0	0	0	0
Total	395,727,854	357,225,697	348,619,722	344,351,888	304,836,874	303,873,039	301,901,285	332,159,109



Oak Park	2009	2010	2011	2012	2013	2014	2015	2016
Class 1 - All	666,540	644,715	163,175	237,761	231,961	231,753	270,846	225,223
Class 2 - All	579,691,436	576,446,296	511,136,061	499,958,839	489,571,834	481,336,386	473,425,308	468,411,598
Class 3 - All	39,769,630	32,699,855	29,096,527	28,710,711	28,596,296	29,819,269	29,649,342	30,797,366
Class 4 - All	1,012,674	1,012,674	0	0	0	157,500	46,075	46,075
Class 5 - All	69,475,759	69,253,020	76,272,801	72,556,122	70,561,048	69,534,260	68,315,888	68,519,109
Class 6 - All		0	0	0	0	0	0	0
Class 7 - All		58,429	52,827	52,827	52,827	61,459	106,029	106,029
Class 8 - All		0	0	0	0	0	0	0
Class 9 - All	1,453,275	1,453,275	1,278,544	1,337,914	1,433,686	1,592,981	1,571,460	1,551,472
Total	692,069,314	681,568,264	617,999,935	602,854,174	590,447,652	582,733,608	573,384,948	569,656,872

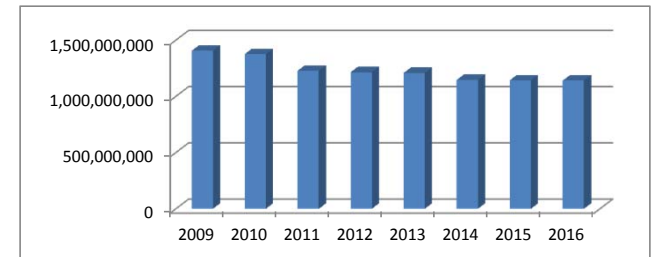


FRANCZEKRADELET
ATTORNEYS & COUNSELORS

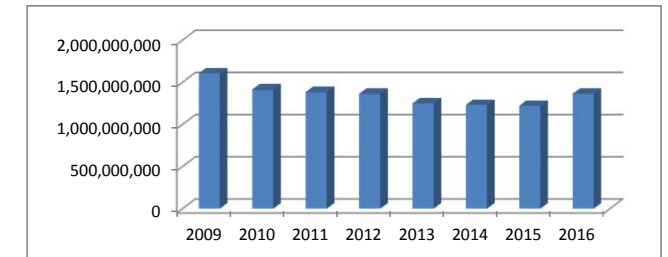
300 SOUTH WACKER DRIVE, SUITE 3400 | CHICAGO, IL 60606
T: 312.986.0300 | F: 312.986.9192 | WWW.FRANCZEK.COM

**Cook County:
Assessed Value by Township
2009 - 2016**

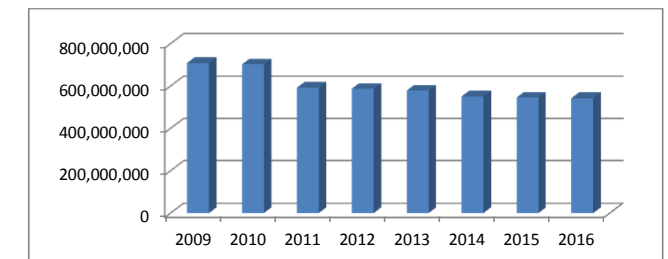
Orland	2009	2010	2011	2012	2013	2014	2015	2016
Class 1 - All	13,316,705	10,204,437	9,219,844	9,515,001	8,968,791	9,681,166	9,998,574	9,653,259
Class 2 - All	1,059,997,993	1,048,971,485	912,410,676	904,217,200	897,224,470	838,241,185	834,523,331	831,338,170
Class 3 - All	7,653,247	4,770,751	3,934,655	3,781,308	5,484,493	9,644,283	9,458,863	11,946,546
Class 4 - All	3,106,430	3,106,426	2,366,661	2,300,219	2,163,535	2,364,587	2,364,587	2,532,266
Class 5 - All	319,069,999	306,006,517	298,158,210	292,993,618	292,133,566	284,038,118	283,916,583	282,825,995
Class 6 - All	1,829,511	1,892,912	1,632,730	1,592,727	1,580,540	1,520,183	1,671,497	1,946,005
Class 7 - All	0	0	0	0	0	0	0	0
Class 8 - All	0	0	0	25,645	55,895	86,490	86,490	86,490
Class 9 - All	994,949	994,949	590,749	590,749	590,749	617,117	617,117	617,117
Total	1,405,968,834	1,375,947,477	1,228,313,525	1,215,016,467	1,208,202,039	1,146,193,129	1,142,637,042	1,140,945,848



Palatine	2009	2010	2011	2012	2013	2014	2015	2016
Class 1 - All	8,395,575	8,108,749	7,578,692	7,395,056	4,615,944	4,329,960	5,129,202	5,804,928
Class 2 - All	1,266,935,732	1,096,263,013	1,079,112,471	1,067,075,224	969,193,805	955,998,006	948,027,530	1,075,467,711
Class 3 - All	41,348,385	35,365,055	27,446,775	27,308,261	28,622,900	28,853,309	29,305,645	34,461,335
Class 4 - All	1,594,890	1,164,244	1,164,244	1,225,068	1,174,813	1,174,813	1,174,813	1,184,282
Class 5 - All	281,993,026	267,901,297	262,755,524	255,398,392	241,338,194	237,110,197	232,945,137	240,790,489
Class 6 - All	1,633,214	1,913,805	1,951,175	1,873,414	1,698,896	1,566,294	2,091,447	2,343,932
Class 7 - All	0	0	0	0	0	0	0	0
Class 8 - All	0	0	0	0	0	0	0	0
Class 9 - All	1,747,462	1,906,174	1,810,365	1,810,365	1,861,446	1,861,446	1,793,065	1,714,306
Total	1,603,648,284	1,412,622,337	1,381,819,246	1,362,085,780	1,248,505,998	1,230,894,025	1,220,466,839	1,361,766,983



Palos	2009	2010	2011	2012	2013	2014	2015	2016
Class 1 - All	13,905,447	13,321,469	6,924,758	6,805,413	6,459,275	6,665,597	6,818,851	6,535,463
Class 2 - All	552,067,950	551,708,828	452,607,290	448,646,703	443,924,403	417,245,228	413,251,991	409,715,746
Class 3 - All	10,555,581	8,778,819	8,056,693	7,924,439	7,868,140	7,815,274	8,069,193	8,185,551
Class 4 - All	107,691	107,691	108,732	108,732	108,732	111,021	20,067	20,067
Class 5 - All	129,537,128	125,919,236	122,255,952	120,629,350	117,047,814	116,000,296	114,533,632	115,846,523
Class 6 - All	1,705,722	1,432,514	1,361,834	1,990,309	2,060,213	1,944,985	1,930,348	1,845,238
Class 7 - All	0	0	0	0	0	0	0	0
Class 8 - All	0	0	0	0	0	0	0	0
Class 9 - All	650,241	649,009	622,912	622,912	622,912	603,879	380,811	357,236
Total	708,529,760	701,917,566	591,938,171	586,727,858	578,091,489	550,386,280	545,004,893	542,505,824

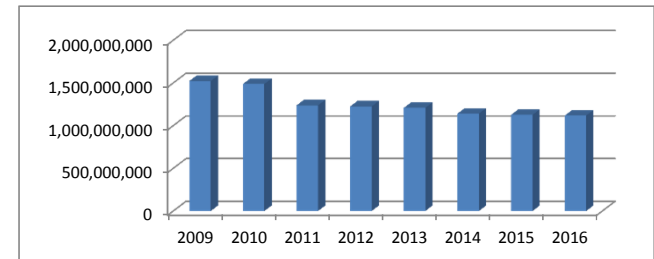


FRANCZEKRADELET
ATTORNEYS & COUNSELORS

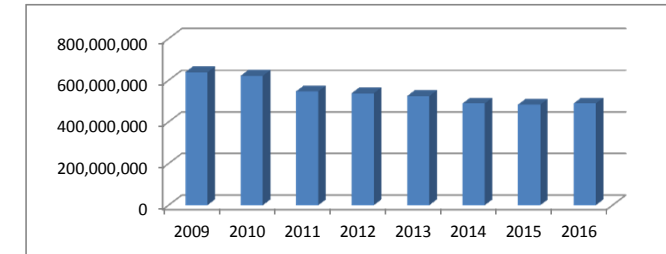
300 SOUTH WACKER DRIVE, SUITE 3400 | CHICAGO, IL 60606
T: 312.986.0300 | F: 312.986.9192 | WWW.FRANCZEK.COM

**Cook County:
Assessed Value by Township
2009 - 2016**

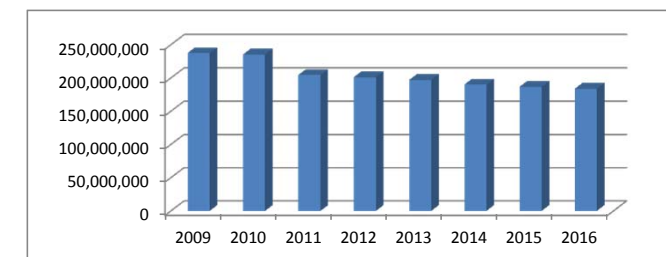
Proviso	2009	2010	2011	2012	2013	2014	2015	2016
Class 1 - All	6,065,300	5,664,734	4,738,195	4,408,366	4,133,202	4,483,017	4,534,504	4,462,774
Class 2 - All	1,051,162,663	1,038,622,634	806,087,046	800,118,540	789,963,306	724,901,700	718,475,094	714,561,555
Class 3 - All	34,608,674	28,256,162	25,099,614	24,604,487	25,251,961	26,330,782	25,899,180	24,618,401
Class 4 - All	3,880,734	3,630,148	2,624,352	2,624,352	2,450,691	2,435,586	2,311,353	2,317,227
Class 5 - All	415,960,710	400,713,008	387,723,829	382,552,825	373,284,205	367,765,441	359,864,708	355,949,816
Class 6 - All	7,897,592	7,532,330	8,646,768	8,676,669	10,660,015	12,127,008	13,067,886	12,590,383
Class 7 - All		0	0	0	0	0	45,476	155,721
Class 8 - All	1,137,842	1,137,842	1,315,737	1,043,429	1,043,429	1,023,419	1,067,048	1,098,106
Class 9 - All	2,030,651	1,914,512	1,460,416	1,454,665	1,454,665	1,496,745	1,530,066	1,513,334
Total	1,522,744,166	1,487,471,370	1,237,695,957	1,225,483,333	1,208,241,474	1,140,563,698	1,126,795,315	1,117,267,317



Rich	2009	2010	2011	2012	2013	2014	2015	2016
Class 1 - All	13,431,095	13,428,217	12,726,983	12,394,595	11,662,520	12,088,831	12,348,512	12,140,760
Class 2 - All	457,892,101	453,148,919	389,421,023	383,930,084	377,314,688	345,956,056	340,235,696	336,425,322
Class 3 - All	14,857,770	12,129,606	11,356,007	10,723,318	11,133,904	11,343,923	11,391,870	11,595,128
Class 4 - All	4,621,069	3,885,799	2,925,338	2,925,338	2,756,623	2,422,494	2,422,494	1,775,403
Class 5 - All	135,665,442	129,315,117	120,762,821	117,289,851	110,571,821	105,251,159	105,114,547	114,633,689
Class 6 - All	5,503,756	3,526,756	4,141,451	4,137,151	4,137,151	4,512,797	4,642,324	4,525,851
Class 7 - All		0	0	0	0	0	0	0
Class 8 - All	3,897,802	3,577,656	3,664,827	4,530,669	4,826,430	5,125,588	5,543,191	5,808,585
Class 9 - All	2,759,305	2,789,959	2,260,195	2,260,195	2,101,421	2,281,445	2,023,451	2,023,451
Total	638,628,340	621,802,029	547,258,645	538,191,201	524,504,558	488,982,293	483,722,085	488,928,189



River Forest	2009	2010	2011	2012	2013	2014	2015	2016
Class 1 - All	83,678	125,872	109,760	63,649	52,402	83,501	77,891	222,427
Class 2 - All	216,105,233	213,898,045	186,202,895	182,713,838	178,750,394	170,730,809	167,732,922	165,469,752
Class 3 - All	1,192,367	987,923	787,967	797,265	757,393	778,692	771,324	771,364
Class 4 - All	3,063,088	3,622,268	2,283,831	2,283,831	2,210,189	3,028,154	3,028,281	3,038,306
Class 5 - All	17,017,171	16,616,537	15,133,159	15,278,470	15,160,165	15,352,525	15,145,300	14,278,513
Class 6 - All		0	0	0	0	0	0	0
Class 7 - All		0	0	0	0	0	0	0
Class 8 - All		0	0	0	0	0	0	0
Class 9 - All		0	0	0	0	0	0	0
Total	237,461,537	235,250,645	204,517,612	201,137,053	196,930,543	189,973,681	186,755,718	183,780,362

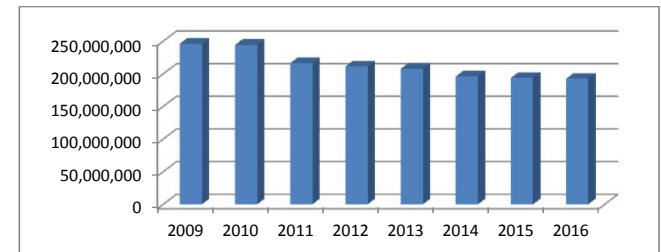


FRANCZEKRADELET
ATTORNEYS & COUNSELORS

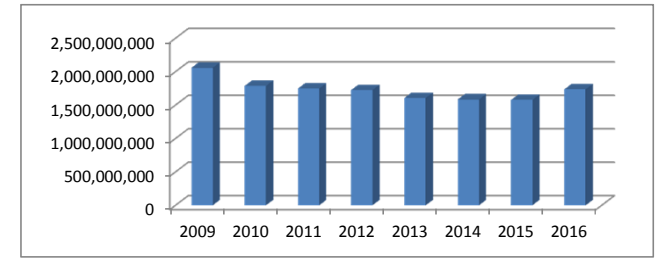
300 SOUTH WACKER DRIVE, SUITE 3400 | CHICAGO, IL 60606
T: 312.986.0300 | F: 312.986.9192 | WWW.FRANCZEK.COM

**Cook County:
Assessed Value by Township
2009 - 2016**

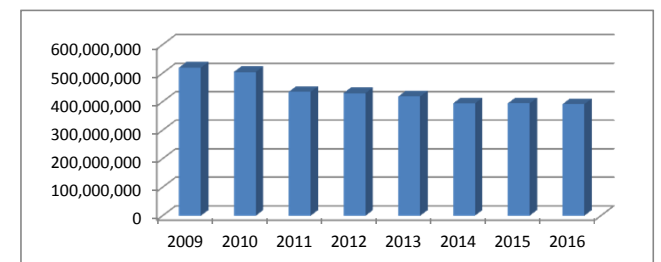
Riverside	2009	2010	2011	2012	2013	2014	2015	2016
Class 1 - All	311,470	214,940	83,729	78,957	511,811	260,367	220,913	206,544
Class 2 - All	189,110,223	188,213,422	164,126,983	160,960,108	158,346,993	146,903,915	144,778,631	143,372,928
Class 3 - All	3,858,828	3,144,733	2,738,558	2,681,930	2,735,478	2,833,055	2,825,921	2,831,877
Class 4 - All	1,444,170	1,688,335	1,124,757	1,125,394	1,071,093	1,130,639	1,130,639	1,130,639
Class 5 - All	51,390,895	51,034,134	48,280,928	46,597,547	44,995,582	44,928,414	44,826,606	44,906,712
Class 6 - All		0	0	0	0	0	0	0
Class 7 - All		0	0	0	0	0	0	0
Class 8 - All		0	0	0	0	0	0	0
Class 9 - All	92,877	92,877	98,830	98,830	98,830	98,351	98,351	98,351
Total	246,208,463	244,388,441	216,453,785	211,542,766	207,759,787	196,154,741	193,881,061	192,547,051



Schaumburg	2009	2010	2011	2012	2013	2014	2015	2016
Class 1 - All	11,403,246	11,467,509	11,529,362	11,444,103	8,260,735	8,585,457	8,667,253	8,484,430
Class 2 - All	1,153,761,988	969,974,139	959,186,987	948,528,721	841,567,049	833,730,206	830,130,741	947,609,867
Class 3 - All	64,860,164	50,328,181	38,650,447	38,409,499	43,154,110	42,693,578	44,038,803	48,411,940
Class 4 - All	3,717,482	3,592,376	3,577,491	3,577,797	3,037,707	2,760,746	2,365,833	2,333,003
Class 5 - All	816,195,296	742,893,819	725,475,017	713,539,054	699,925,163	687,391,153	678,573,084	713,316,739
Class 6 - All	8,422,549	8,813,945	8,727,029	9,827,333	10,768,718	9,824,709	13,342,546	15,464,425
Class 7 - All		0	0	0	0	0	0	0
Class 8 - All		0	0	0	0	0	0	0
Class 9 - All		0	0	0	0	0	0	0
Total	2,058,360,725	1,787,069,969	1,747,146,333	1,725,326,507	1,606,713,482	1,584,985,849	1,577,118,260	1,735,620,404



Stickney	2009	2010	2011	2012	2013	2014	2015	2016
Class 1 - All	4,193,652	4,219,114	1,975,045	1,811,889	1,736,435	1,589,251	1,787,073	1,463,138
Class 2 - All	270,013,492	268,552,471	213,078,457	211,570,665	205,623,474	182,926,626	182,005,190	180,749,168
Class 3 - All	4,755,554	3,771,978	3,432,304	3,429,698	3,397,539	3,371,395	3,385,983	3,342,986
Class 4 - All	550,796	550,796	518,192	496,234	496,234	476,175	476,175	476,175
Class 5 - All	221,472,878	203,317,717	193,468,881	190,101,327	185,292,210	182,757,187	181,833,157	178,198,730
Class 6 - All	18,717,245	23,755,782	21,923,889	22,625,706	21,867,643	22,715,565	24,563,422	26,913,033
Class 7 - All		0	0	0	0	0	0	0
Class 8 - All		0	0	0	0	0	0	0
Class 9 - All	76,672	77,798	68,619	68,619	68,619	77,560	72,178	70,613
Total	519,780,289	504,245,656	434,465,387	430,104,138	418,482,154	393,913,759	394,123,178	391,213,843

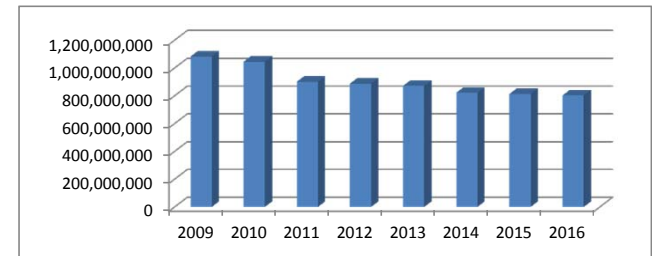


FRANCZEK RADELET
ATTORNEYS & COUNSELORS

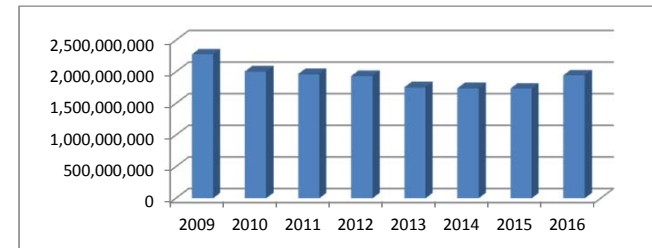
300 SOUTH WACKER DRIVE, SUITE 3400 | CHICAGO, IL 60606
T: 312.986.0300 | F: 312.986.9192 | WWW.FRANCZEK.COM

Cook County: Assessed Value by Township 2009 - 2016

Thornton	2009	2010	2011	2012	2013	2014	2015	2016
Class 1 - All	16,660,679	15,868,441	15,211,465	14,508,629	14,635,143	14,588,261	14,365,452	13,707,071
Class 2 - All	675,242,397	667,011,619	541,636,114	537,814,465	531,816,602	485,944,930	479,727,467	475,539,685
Class 3 - All	21,190,387	16,817,592	15,312,621	14,954,605	14,803,003	15,932,097	15,875,900	15,993,755
Class 4 - All	3,092,676	3,299,430	2,116,692	2,116,692	2,014,993	1,717,560	1,733,048	1,572,229
Class 5 - All	339,314,557	314,993,837	298,919,081	290,398,366	279,905,631	275,543,895	272,390,974	264,656,809
Class 6 - All	7,887,285	8,712,673	9,398,532	9,567,500	9,317,508	8,915,189	7,978,090	8,097,286
Class 7 - All	115,529	115,529	111,362	138,019	178,407	89,867	89,867	0
Class 8 - All	12,990,643	12,415,902	12,807,342	12,386,598	13,224,861	13,468,489	15,961,068	18,422,743
Class 9 - All	6,482,386	6,297,054	5,552,630	5,433,220	5,245,192	5,225,084	5,072,606	5,048,138
Total	1,082,976,539	1,045,532,077	901,065,839	887,318,094	871,141,340	821,425,372	813,194,472	803,037,716



Wheeling	2009	2010	2011	2012	2013	2014	2015	2016
Class 1 - All	8,727,909	9,861,137	8,453,758	7,750,413	6,088,950	6,045,613	5,971,926	6,505,219
Class 2 - All	1,678,686,911	1,446,235,060	1,425,783,732	1,403,738,313	1,244,358,958	1,235,491,280	1,231,169,369	1,416,593,206
Class 3 - All	55,307,666	50,742,684	38,499,579	39,122,299	39,441,456	39,629,787	39,965,403	46,230,709
Class 4 - All	4,465,617	4,331,381	4,331,381	4,331,381	4,797,871	4,720,578	4,720,578	4,580,560
Class 5 - All	514,214,368	480,876,564	474,173,678	466,609,953	447,260,561	441,356,959	439,702,446	458,645,129
Class 6 - All	13,137,198	13,346,821	12,917,488	12,810,810	13,865,586	13,502,530	13,498,229	14,108,046
Class 7 - All		0	0	0	0	0	0	0
Class 8 - All		0	0	0	0	0	0	0
Class 9 - All	1,471,334	1,629,575	1,573,686	1,573,686	1,697,907	1,682,360	1,505,824	1,563,365
Total	2,276,011,003	2,007,023,222	1,965,733,302	1,935,936,855	1,757,511,289	1,742,429,107	1,736,533,775	1,948,226,234



Worth	2009	2010	2011	2012	2013	2014	2015	2016
Class 1 - All	8,847,424	8,657,541	5,994,765	6,566,487	6,012,267	5,956,459	5,799,334	5,292,996
Class 2 - All	1,102,087,135	1,083,722,479	879,721,310	871,292,224	862,093,944	774,208,388	763,653,402	756,667,779
Class 3 - All	33,954,997	27,132,152	25,340,123	24,535,462	24,093,633	23,635,670	23,463,085	23,959,312
Class 4 - All	3,817,316	3,703,627	3,425,532	3,425,532	3,268,653	3,168,329	3,116,898	3,116,898
Class 5 - All	443,593,651	425,350,240	409,176,330	396,281,674	397,728,701	390,179,239	383,760,883	387,085,884
Class 6 - All	11,753,045	12,487,183	10,659,796	10,525,828	10,568,086	10,706,768	10,784,878	10,894,937
Class 7 - All	537,029	328,488	334,232	334,232	489,725	166,777	166,777	166,777
Class 8 - All	42,241	42,241	58,634	58,634	58,634	58,634	87,954	68,750
Class 9 - All	2,025,877	1,932,172	1,626,228	1,711,819	1,665,463	1,694,689	1,566,900	1,193,610
Total	1,606,658,715	1,563,356,123	1,336,336,950	1,314,731,892	1,305,979,106	1,209,774,953	1,192,400,111	1,188,446,943

